

villa
ceramica

General Catalog
Made for tile experts

villa
ceramica

General Catalog
Made for tile experts

Made for tile experts.

CREATED FOR CERAMIC PROFESSIONALS.

Dedicated to the real experts in ceramics, those who work daily with the best materials to dress their projects. Thus was born **Made for Tile Experts** by **Villa Cerámica**, a catalog in the form of a basic manual on porcelain tile. A manual that contains a unique selection of the best ceramic collections for any type of space, from wood, marble, cement to stone and metal.

The creation of Villa Cerámica is the result of an exciting project based on our long experience in the ceramic sector. We are part of a consolidated company in the market, with more than a decade of learning the latest technologies, quality, service, innovation and design. A company that believes in people and in a job well done, that with its philosophy has not stopped growing since its beginnings and that looks forward to the future.

The Villa Cerámica brand is synonymous with commitment, efficiency and hard work. We are firmly committed to being one of the leading companies in product quality, being at the forefront of design, offering impeccable service and a notorious international presence. Our main objective is to maintain a direct and preferential contact with all our customers, offering them a personal treatment and absolute dedication, in search of their maximum satisfaction and confidence in us and in our products.


CREADO PARA PROFESIONALES DE LA CERÁMICA

Dedicado a los verdaderos expertos en cerámica, aquellos que trabajan a diario con los mejores materiales para vestir sus proyectos. Así nace **Made for Tile Experts** by **Villa Cerámica**, un catálogo en forma de manual básico sobre porcelánico. Un manual que recoge en su interior, una selección única de las mejores colecciones cerámicas para cualquier tipología de espacio, desde maderas, mármoles, cementos hasta piedras y metales.

La creación de Villa Cerámica es el resultado de un apasionante proyecto basado en nuestra larga experiencia en el sector cerámico. Formamos parte de una empresa consolidada en el mercado, con más de una década de aprendizaje en últimas tecnologías, calidad, servicio, innovación y diseño. Una compañía que cree en las personas y en el trabajo bien hecho, que con su filosofía no ha dejado de crecer desde sus comienzos y que mira con ilusión el horizonte del futuro.

La marca Villa Cerámica es sinónimo de empeño, eficacia y trabajo. Apostamos con firmeza por ser una de las empresas punteras en calidad de producto, estar a la vanguardia del diseño, ofrecer un servicio impecable y una notoria presencia internacional. Nuestro principal objetivo es mantener un contacto directo y preferente con todos nuestros clientes, ofreciéndoles un trato personal y una dedicación absoluta, en busca de su máxima satisfacción y confianza en nosotros y en nuestros productos.

villa
cerámica





Find the collection you were waiting for.


villa
ceramica

ENCUENTRA LA COLECCIÓN QUE ESTABAS ESPERANDO.

SYMBOLOLOGY SIMBOLOGÍA


 POLISHED | PULIDO


 GLOSSY | BRILLO

 MATT | MATE


 LAPPATO | LAPADO


 HONED | SATINADO

 ANTISLIP | ANTIDESLIZANTE

 WALL TILES | REVESTIMIENTO

 FLOOR TILES | PAVIMENTO

 GRAPHIC VARIATION | VARIACIÓN GRÁFICA

 IN & OUT | INDOOR AND OUTDOOR | INTERIOR Y EXTERIOR

CEMENTS & METALS CEMENTOS Y METALES

| | |
|-------------------------|-----|
| Haumea Collection | 8. |
| Nebula Collection | 10. |
| Stratosphere Collection | 14. |
| Century Collection | 16. |
| Fusion Collection | 18. |
| Loft Collection | 20. |

STONES PIEDRAS

| | |
|---------------------|-----|
| Neptune Collection | 24. |
| Galaxy Collection | 26. |
| Gravity Collection | 28. |
| Luxor Collection | 34. |
| Indo Collection | 36. |
| Sismic Collection | 38. |
| Portland Collection | 42. |

MARBLES MÁRMOLES

| | |
|-----------------------|-----|
| Asteroid Collection | 46. |
| Venus Collection | 48. |
| Meteor Collection | 50. |
| Spiral Collection | 52. |
| Dust Collection | 54. |
| Pluto Collection | 56. |
| Orion Collection | 58. |
| Milky way Collection | 62. |
| Jump Collection | 64. |
| Supreme Collection | 66. |
| Marma Collection | 68. |
| Statuario Collection | 70. |
| Nova Collection | 72. |
| Absolut Collection | 74. |
| Atmosphere Collection | 76. |

WOODS MADERAS

| | |
|--------------------|-----|
| Trek Collection | 80. |
| Kontiki Collection | 82. |
| Planet Collection | 84. |
| Matter Collection | 86. |
| Comet Collection | 88. |
| Tropic Collection | 90. |
| Cava Collection | 92. |

2 CM 2 CM

| | |
|--------------------------|------|
| Namur Collection | 96. |
| Guri blue Collection | 98. |
| Petrela stone collection | 100. |
| Century | 102. |

WHITES BLANCOS

| | |
|------------------|------|
| Star Collection | 106. |
| Apolo Collection | 108. |

TECHNICAL AREA ÁREA TÉCNICA

| | |
|-----------------------|------|
| Users guide | 110. |
| Technical Information | 112. |

Pure elements, cements and metals.

villa
ceramica

A REFLECTION OF THE PUREST MATERIALS

Cement and metal, two pure elements whose intrinsic character is part of the innate composition of original nature. With an imposing personality and compact appearance, its combination with other materials creates truly comfortable and welcoming spaces. Discover the essential collections inspired by the most avant-garde cements and metals and let yourself be captivated by their attractive and consistent surface.

UN REFLEJO DE LOS MATERIALES MÁS PUROS

Cemento y metal, dos elementos puros cuyo carácter intrínseco forma parte de la composición innata de la naturaleza original. De personalidad imponente y apariencia compacta, su combinación junto a otros materiales genera espacios realmente confortables y acogedores. Descubre las colecciones esenciales inspiradas en los cementos y metales más vanguardistas y déjate cautivar por su atrayente y consistente superficie.



Haumea

SERIES

PORCELAIN RECT. 60x120
PORCELÁNICO RECT. 23.6x47.2"



HAUMEA DARK 60x120 CM

villa
cerámica


| SIZE FORMATO | PIECES BOX PIEZAS CAJA | M ² BOX M ² CAJA | KG BOX KG CAJA | BOXES CAJAS | M ² PALLET M ² PALLET | KG PALLET KG PALLET | SIZE PALLET TAMAÑO PALLET |
|-----------------|---------------------------|---|-------------------|----------------|--|------------------------|------------------------------|
| RECT. 60x120 | 2 | 1,44 | 31,5 | 32 | 46,08 | 1.020 | 800x1200x750 |

Light

PORCELAIN. PORCELÁNICO

RECT. 60x120 CM | RECT. 23.6x47.2"

■ POLISHED | PULIDO




Dark

PORCELAIN. PORCELÁNICO

RECT. 60x120 CM | RECT. 23.6x47.2"

■ POLISHED | PULIDO

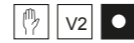
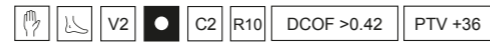


Nebula

SERIES

PORCELAIN RECT. 60x120 | RECT. 90x90 | RECT. 60x60 CM
 PORCELÁNICO RECT. 23.6x47.2" | RECT. 35.4x35.4" | RECT. 23.6x23.6"

WHITE BODY 30x90 CM
 PASTA BLANCA 11.8x35.4"



villa
ceramica

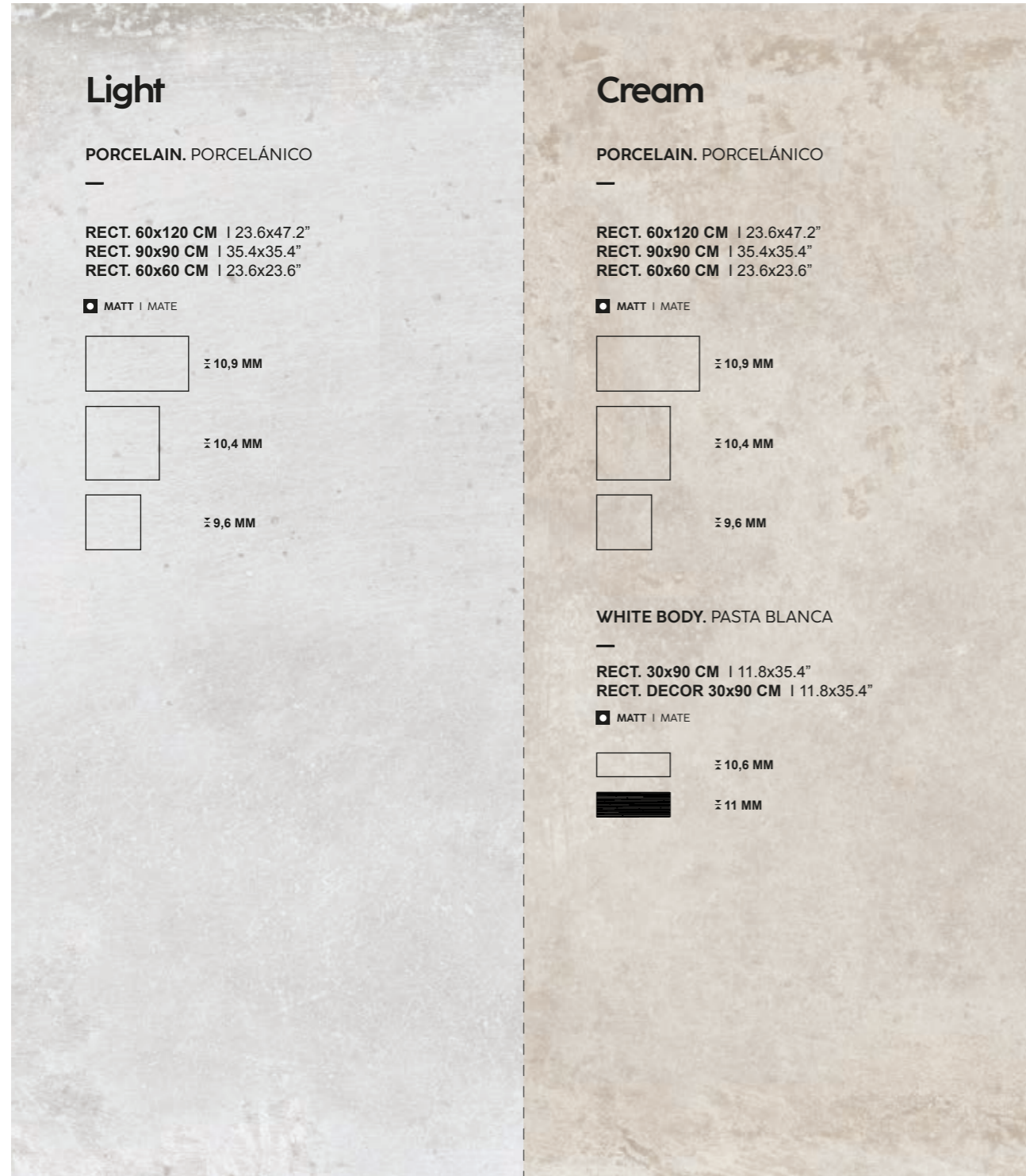
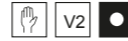
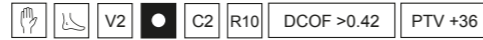


NEBULA GREY 60X120 CM

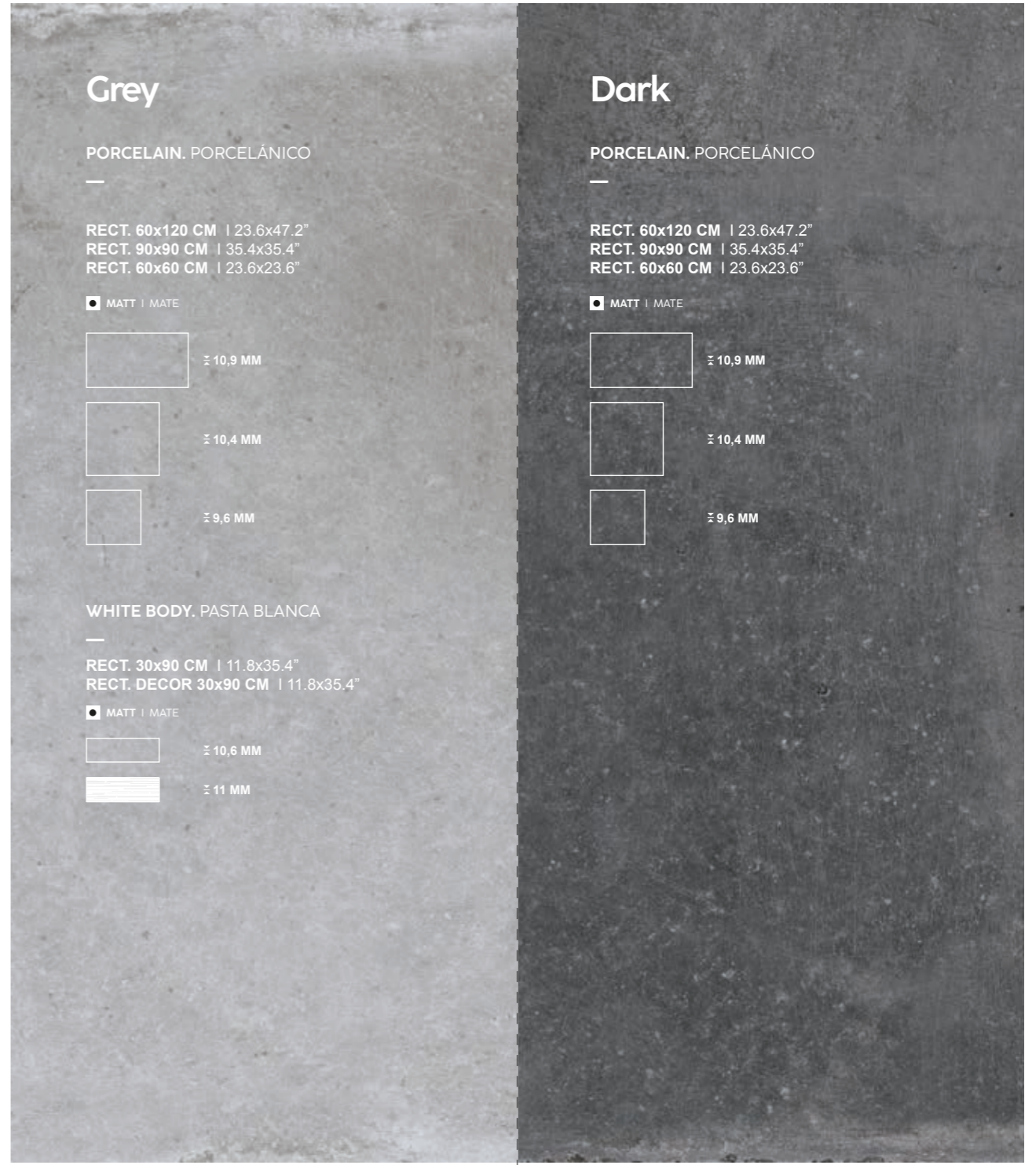
Nebula SERIES

PORCELAIN RECT. 60x120 | RECT. 90x90 | RECT. 60x60 CM
 PORCELÁNICO RECT. 23.6x47.2" | RECT. 35.4x35.4" | RECT. 23.6x23.6"

WHITE BODY 30x90 CM
 PASTA BLANCA 11.8x35.4"



| SIZE FORMATO | PIECES BOX PIEZAS CAJAS | M ² BOX M ² CAJA | KG BOX KG CAJA | BOXES CAJAS | M ² PALLET M ² PALLET | KG PALLET KG PALLET | SIZE PALLET TAMAÑO PALLET |
|---------------------|----------------------------|---|-------------------|----------------|--|------------------------|------------------------------|
| RECT. 60x120 | 2 | 1,44 | 36,52 | 27 | 38,88 | 1.009 | 1200x800x750 |
| RECT. 90x90 | 2 | 1,62 | 39,6 | 24 | 38,88 | 974 | 930x930x730 |
| RECT. 60x60 | 3 | 1,08 | 22,53 | 40 | 43,2 | 924 | 1200x800x750 |
| 30x90 | 4 | 1,08 | 17,88 | 51 | 55,08 | 935 | 1200x800x750 |
| DECOR 30x90 | 4 | 1,08 | 17,88 | 51 | 55,08 | 935 | 1200x800x750 |



Stratosphere SERIES

PORCELAIN RECT. 45x90 CM
 PORCELÁNICO 17.7x35.4"



STRATOSPHERE 45x90 CM | STRATOSPHERE CHEVRON 45x90 CM

villa
cerámica


| SIZE FORMATO | PIECES BOX PIEZAS CAJA | M² BOX M² CAJA | KG BOX KG CAJA | BOXES CAJAS | M² PALLET M² PALLET | KG PALLET KG PALLET | SIZE PALLET TAMAÑO PALLET |
|-----------------|---------------------------|-------------------|-------------------|----------------|------------------------|------------------------|------------------------------|
| RECT. 45x90 | 3 | 1,21 | 28,7 | 44 | 53,24 | 1.283 | 1200x800x100 |

Gris

PORCELAIN. PORCELÁNICO

RECT. 45x90 CM | 17.7x35.4"

■ MATT | MATE




Perla

PORCELAIN. PORCELÁNICO

RECT. 45x90 CM | 17.7x35.4"

■ MATT | MATE



Chevron

PORCELAIN. PORCELÁNICO

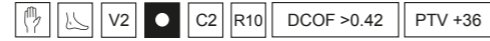
RECT. 45x90 CM | 17.7x35.4"

■ MATT | MATE



Century SERIES

PORCELAIN RECT. 60x120 | RECT. 90x90 | RECT. 60x60 CM
 PORCELÁNICO RECT. 23.6x47.2" | RECT. 35.4x35.4" | RECT. 23.6x23.6"



CENTURY MARENGO 90x90 CM



| SIZE FORMATO | PIECES BOX PIEZAS CAJAS | M² BOX M² CAJA | KG BOX KG CAJA | BOXES CAJAS | M² PALLET M² PALLET | KG PALLET KG PALLET | SIZE PALLET TAMAÑO PALLET |
|-----------------|----------------------------|-------------------|-------------------|----------------|------------------------|------------------------|------------------------------|
| RECT. 60x120 | 2 | 1,44 | 34 | 32 | 46,08 | 1.008 | 1200x800x730 |
| RECT. 90x90 | 2 | 1,62 | 42 | 27 | 43,74 | 1.154 | 1050x950x810 |
| RECT. 60x60 | 4 | 1,44 | 31,4 | 30 | 43,2 | 962 | 1200x800x730 |

Perla

PORCELAIN. PORCELÁNICO

RECT. 60x120 CM | 23.6x47.2"
 RECT. 90x90 CM | 35.4x35.4"
 RECT. 60x60 CM | 23.6x23.6"

■ MATT | MATE

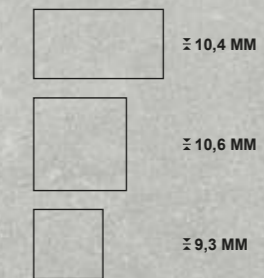


Grey

PORCELAIN. PORCELÁNICO

RECT. 60x120 CM | 23.6x47.2"
 RECT. 90x90 CM | 35.4x35.4"
 RECT. 60x60 CM | 23.6x23.6"

■ MATT | MATE



Marengo

PORCELAIN. PORCELÁNICO

RECT. 60x120 CM | 23.6x47.2"
 RECT. 90x90 CM | 35.4x35.4"
 RECT. 60x60 CM | 23.6x23.6"

■ MATT | MATE



Fusion SERIES

PORCELAIN RECT. 60x120 | RECT. 90x90 | RECT. 60x60 CM
 PORCELÁNICO RECT. 23.6x47.2" | RECT. 35.4x35.4" | RECT. 23.6x23.6"



FUSION WHITE 90x90 CM




| SIZE FORMATO | PIECES BOX PIEZAS CAJAS | M² BOX M² CAJA | KG BOX KG CAJA | BOXES CAJAS | M² PALLET M² PALLET | KG PALLET KG PALLET | SIZE PALLET TAMAÑO PALLET |
|-----------------|----------------------------|-------------------|-------------------|----------------|------------------------|------------------------|------------------------------|
| RECT. 60x120 | 2 | 1,44 | 34 | 32 | 46,08 | 1.108 | 800x1200x750 |
| RECT. 90x90 | 2 | 1,62 | 42 | 27 | 43,74 | 1.154 | 1050x950x810 |
| RECT. 60x60 | 4 | 1,44 | 30 | 30 | 43,2 | 920 | 1200x800x735 |

White

PORCELAIN. PORCELÁNICO

RECT. 60x120 CM | 23.6x47.2"
 RECT. 90x90 CM | 35.4x35.4"
 RECT. 60x60 CM | 23.6x23.6"

■ MATT | MATE




Grigio

PORCELAIN. PORCELÁNICO

RECT. 60x120 CM | 23.6x47.2"
 RECT. 90x90 CM | 35.4x35.4"
 RECT. 60x60 CM | 23.6x23.6"

■ MATT | MATE



Blue

PORCELAIN. PORCELÁNICO

RECT. 60x120 CM | 23.6x47.2"
 RECT. 90x90 CM | 35.4x35.4"
 RECT. 60x60 CM | 23.6x23.6"

■ MATT | MATE



Brown

PORCELAIN. PORCELÁNICO

RECT. 60x120 CM | 23.6x47.2"
 RECT. 90x90 CM | 35.4x35.4"
 RECT. 60x60 CM | 23.6x23.6"

■ MATT | MATE



Loft SERIES

PORCELAIN RECT. 60x60 | 45x45 CM
 PORCELÁNICO RECT. 23.6x23.6" | 17.7x17.7"



LOFT GREY 60x60 CM





| SIZE FORMATO | PIECES BOX PIEZAS CAJAS | M² BOX M² CAJA | KG BOX KG CAJA | BOXES CAJAS | M² PALLET M² PALLET | KG PALLET KG PALLET | SIZE PALLET TAMAÑO PALLET |
|-----------------|----------------------------|-------------------|-------------------|----------------|------------------------|------------------------|------------------------------|
| RECT. 60x60 | 4 | 1,44 | 29,5 | 30 | 43,2 | 920 | 800x1200x715 |
| 45x45 | 6 | 1,22 | 24,71 | 52 | 63,44 | 1.300 | 800x1200x1020 |

Perla

PORCELAIN. PORCELÁNICO

RECT. 60x60 CM | 23.6x23.6"
 45x45 CM | 17.7x17.7"

■ MATT | MATE





Grey

PORCELAIN. PORCELÁNICO

RECT. 60x60 CM | 23.6x23.6"
 45x45 CM | 17.7x17.7"

■ MATT | MATE




Marengo

PORCELAIN. PORCELÁNICO

RECT. 60x60 CM | 23.6x23.6"
 45x45 CM | 17.7x17.7"

■ MATT | MATE



Sturdy, like a stone.

villa
ceramica

SYMBOL OF THE ENDURING AND IMPERISHABLE

The stone, symbol of the enduring and imperishable. Characterized by their hardness, robustness and durability, these materials have always been a symbol of unity and strength. With a rigid countenance and distinguished character, they are able to captivate you, through their attractive shapes and solid character. Discover the collections inspired by the purest, wildest and most authentic stones.

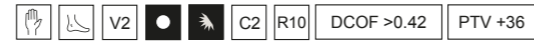
SÍMBOLO DE LO PERDURABLE E IMPERECEDERO

La piedra, símbolo de lo perdurable, lo imperecedero. Caracterizadas por su dureza, robustez y durabilidad, estos materiales han sido siempre un símbolo de unidad y fuerza. De semblante rígido y carácter distinguido son capaces de cautivarte a través de sus atrayentes formas y sólido carácter. Descubre las colecciones inspiradas en las piedras más puras, salvajes y auténticas.



Neptune SERIES

PORCELAIN RECT. 60x120 | RECT. 90x90 | RECT. 60x60 CM
 PORCELÁNICO RECT. 23.6x47.2" | RECT. 35.4x35.4" | RECT. 23.6x23.6"



NEPTUNE ANTRACITE 60X120 CM



| SIZE FORMATO | PIECES BOX PIEZAS CAJAS | M² BOX M² CAJA | KG BOX KG CAJA | BOXES CAJAS | M² PALLET M² PALLET | KG PALLET KG PALLET | SIZE PALLET TAMAÑO PALLET |
|-----------------|----------------------------|-------------------|-------------------|----------------|------------------------|------------------------|------------------------------|
| RECT. 60x120 | 2 | 1,44 | 36,52 | 27 | 38,88 | 1.009 | 1200x800x750 |
| RECT. 90x90 | 2 | 1,62 | 39,6 | 24 | 38,88 | 974 | 930x930x730 |
| RECT. 60x60 | 3 | 1,08 | 22,53 | 40 | 43,2 | 924 | 1200x800x750 |

Sand

PORCELAIN. PORCELÁNICO


RECT. 60x120 CM | 23.6x47.2" MATT | HONED
 RECT. 90x90 CM | 35.4x35.4" MATT | HONED
 RECT. 60x60 CM | 23.6x23.6" MATT | MATE



Grey

PORCELAIN. PORCELÁNICO

RECT. 60x120 CM | 23.6x47.2" MATT | HONED
 RECT. 90x90 CM | 35.4x35.4" MATT | HONED
 RECT. 60x60 CM | 23.6x23.6" MATT | MATE



Antracite

PORCELAIN. PORCELÁNICO

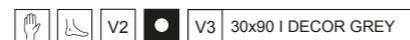
RECT. 60x120 CM | 23.6x47.2" MATT | HONED
 RECT. 90x90 CM | 35.4x35.4" MATT | HONED
 RECT. 60x60 CM | 23.6x23.6" MATT | MATE



Galaxy SERIES

PORCELAIN RECT. 60x120 | RECT. 90x90 CM
 PORCELÁNICO RECT. 23.6x47.2" | RECT. 35.4x35.4"

WHITE BODY RECT. 30x90 CM
 PASTA BLANCA RECT. 11.8x35.4"



GALAXY PEARL - GREY 60X120 CM



| SIZE FORMATO | PIECES BOX PIEZAS CAJAS | M² BOX M² CAJA | KG BOX KG CAJA | BOXES CAJAS | M² PALLET M² PALLET | KG PALLET KG PALLET | SIZE PALLET TAMAÑO PALLET |
|----------------------------------|----------------------------|-------------------|-------------------|----------------|------------------------|------------------------|------------------------------|
| RECT. 60x120 RECT. 90x90 | 2 1 | 1,44 1 | 31,5 26,4 | 32 48 | 46,08 48 | 1.028 1.071 | 800x1200x750 1200x800x100 |
| RECT. 30x90 RECT. DECOR 30X90 | 5 4 | 1,35 1,08 | 20 19 | 64 64 | 86,4 69,12 | 1.300 1.235 | 800x1200x750 800x1200x750 |

Pearl

PORCELAIN. PORCELÁNICO

RECT. 60x120 CM | 23.6x47.2"
 RECT. 90x90 CM | 35.4x35.4"

LAPPATO | LAPADO
 MATT | MATE

± 9,3 MM

± 11 MM

WHITE BODY. PASTA BLANCA

RECT. 30x90 CM | 11.8x35.4"
 RECT. DECOR 30x90 CM | 11.8x35.4"

MATT | MATE

± 8 MM

± 10 MM

Grey

PORCELAIN. PORCELÁNICO

RECT. 60x120 CM | 23.6x47.2"
 RECT. 100x100 CM | 35.4x35.4"

LAPPATO | LAPADO
 MATT | MATE

± 9,3 MM

± 11 MM

WHITE BODY. PASTA BLANCA

RECT. 30x90 CM | 11.8x35.4"
 RECT. DECOR 30x90 CM | 11.8x35.4"

MATT | MATE

± 8 MM

± 10 MM

Gravity SERIES

villa
ceramica

PORCELAIN 30x60
PORCELÁNICO 11.8x23.6"

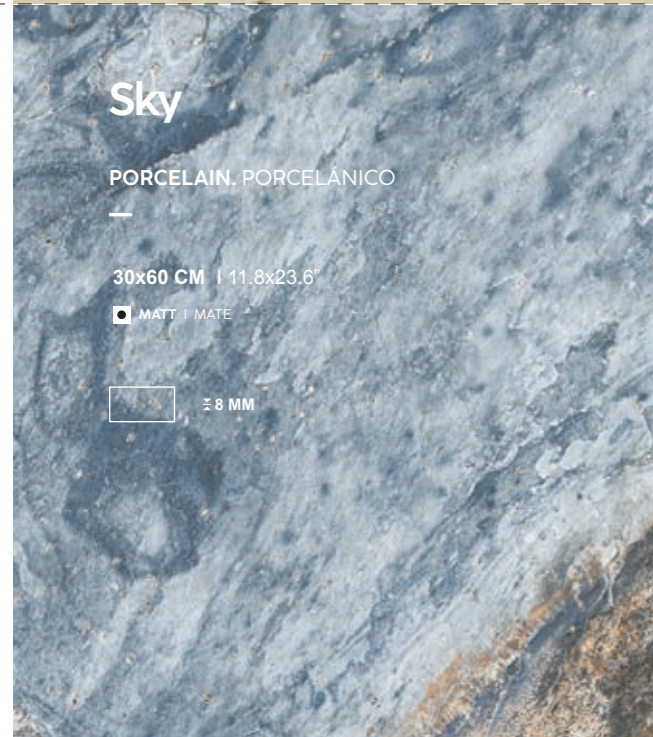
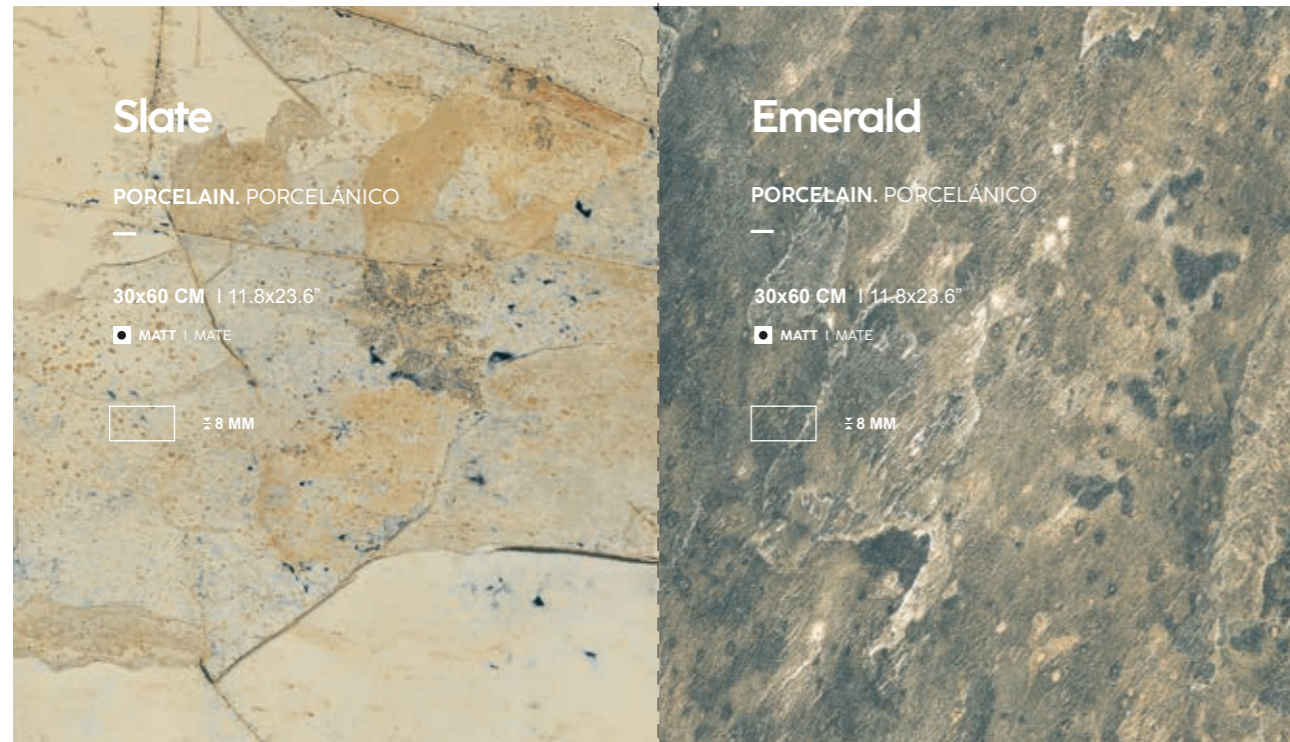
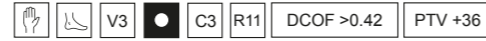
Icons: Hand, Wheelchair, V3, C3, R11, DCOF >0.42, PTV +36



GRAVITY 30X60 CM

Gravity SERIES

PORCELAIN 30x60
PORCELÁNICO 11.8x23.6"


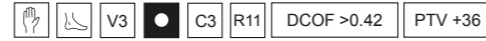


| SIZE FORMATO | PIECES BOX PIEZAS CAJA | M² BOX M² CAJA | KG BOX KG CAJA | BOXES CAJAS | M² PALLET M² PALLET | KG PALLET KG PALLET | SIZE PALLET TAMAÑO PALLET |
|-----------------|---------------------------|-------------------|-------------------|----------------|------------------------|------------------------|------------------------------|
| 30x60 | 7 | 1,26 | 23,95 | 48 | 60,48 | 1.150 | 800x1200x740 |



Gravity SERIES


PORCELAIN 30x60
PORCELÁNICO 11.8x23.6"



* 24 DIFFERENT GRAPHICS | 24 GRÁFICAS DIFERENTES

villa
ceramica

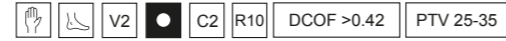
| SIZE FORMATO | PIECES BOX PIEZAS CAJA | M² BOX M² CAJA | KG BOX KG CAJA | BOXES CAJAS | M² PALLET M² PALLET | KG PALLET KG PALLET | SIZE PALLET TAMAÑO PALLET |
|-----------------|---------------------------|-------------------|-------------------|----------------|------------------------|------------------------|------------------------------|
| 30x60 | 7 | 1,26 | 23,95 | 48 | 60,48 | 1.150 | 800x1200x740 |



* 24 DIFFERENT GRAPHICS | 24 GRÁFICAS DIFERENTES

Luxor SERIES

PORCELAIN RECT. 60x120 | RECT. 60x60 | RECT. 30x60 CM
 PORCELÁNICO RECT. 23.6x47.2" | RECT. 23.6x23.6" | RECT. 11.8x23.6"



LUXOR CONCRETE 60x120 CM



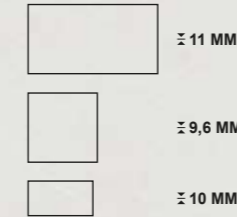
| SIZE FORMATO | PIECES BOX PIEZAS CAJAS | M² BOX M² CAJA | KG BOX KG CAJA | BOXES CAJAS | M² PALLET M² PALLET | KG PALLET KG PALLET | SIZE PALLET TAMAÑO PALLET |
|-----------------|----------------------------|-------------------|-------------------|----------------|------------------------|------------------------|------------------------------|
| RECT. 60x120 | 2 | 1,44 | 35,5 | 30 | 43,2 | 1.120 | 800x1200x740 |
| RECT. 60x60 | 3 | 1,08 | 24 | 40 | 43,2 | 960 | 800x1200x740 |
| RECT. 30x60 | 6 | 1,08 | 23,5 | 40 | 43,2 | 952 | 800x1200x740 |

White

PORCELAIN. PORCELÁNICO

RECT. 60x120 CM | 23.6x47.2"
 RECT. 60x60 CM | 23.6x23.6"
 RECT. 30x60 CM | 11.8x23.6"

■ MATT | MATE



Concrete

PORCELAIN. PORCELÁNICO

RECT. 60x120 CM | 23.6x47.2"
 RECT. 60x60 CM | 23.6x23.6"
 RECT. 30x60 CM | 11.8x23.6"

■ MATT | MATE

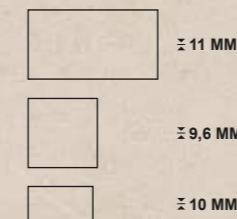


Calm

PORCELAIN. PORCELÁNICO

RECT. 60x120 CM | 23.6x47.2"
 RECT. 60x60 CM | 23.6x23.6"
 RECT. 30x60 CM | 11.8x23.6"

■ MATT | MATE



Plumb

PORCELAIN. PORCELÁNICO

RECT. 60x120 CM | 23.6x47.2"
 RECT. 60x60 CM | 23.6x23.6"
 RECT. 30x60 CM | 11.8x23.6"

■ MATT | MATE



Indo SERIES

PORCELAIN RECT. 60x120 | RECT. 90x90 | RECT. 60x60 | RECT. 30x60 CM
 PORCELÁNICO RECT. 23.6x47.2" | RECT. 35.4x35.4" | RECT. 23.6x23.6" | RECT. 11.8x23.6"

V3 C2 R10
 DCOF >0.45 PTV +36



INDO SILVER 60x120 CM



| SIZE FORMATO | PIECES BOX PIEZAS CAJAS | M² BOX M² CAJA | KG BOX KG CAJA | BOXES CAJAS | M² PALLET M² PALLET | KG PALLET KG PALLET | SIZE PALLET TAMAÑO PALLET |
|-----------------|----------------------------|-------------------|-------------------|----------------|------------------------|------------------------|------------------------------|
| RECT. 60x120 | 2 | 1,44 | 34 | 32 | 46,08 | 1.108 | 800x1200x750 |
| RECT. 90x90 | 2 | 1,62 | 42 | 27 | 43,74 | 1.164 | 950x1050x1050 |
| RECT. 60x60 | 4 | 1,44 | 30,2 | 30 | 43,2 | 905 | 800x1200x750 |
| RECT. 30x60 | 6 | 1,08 | 22 | 48 | 51,84 | 1.100 | 800x1200x750 |

Light

PORCELAIN. PORCELÁNICO

RECT. 60x120 CM | 23.6x47.2"
 RECT. 90x90 CM | 35.4x35.4"
 RECT. 60x60 CM | 23.6x23.6"
 RECT. 30x60 CM | 11.8x23.6"

MATT | MATE

- ≈ 10,1 MM
- ≈ 10,2 MM
- ≈ 9,6 MM
- ≈ 9,8 MM

Silver

PORCELAIN. PORCELÁNICO

RECT. 60x120 CM | 23.6x47.2"
 RECT. 90x90 CM | 35.4x35.4"
 RECT. 60x60 CM | 23.6x23.6"
 RECT. 30x60 CM | 11.8x23.6"

MATT | MATE

- ≈ 10,1 MM
- ≈ 10,2 MM
- ≈ 9,6 MM
- ≈ 9,8 MM

Argent

PORCELAIN. PORCELÁNICO

RECT. 60x120 CM | 23.6x47.2"
 RECT. 90x90 CM | 35.4x35.4"
 RECT. 60x60 CM | 23.6x23.6"
 RECT. 30x60 CM | 11.8x23.6"

MATT | MATE

- ≈ 10,1 MM
- ≈ 10,2 MM
- ≈ 9,6 MM
- ≈ 9,8 MM

Mud

PORCELAIN. PORCELÁNICO

RECT. 60x120 CM | 23.6x47.2"
 RECT. 90x90 CM | 35.4x35.4"
 RECT. 60x60 CM | 23.6x23.6"
 RECT. 30x60 CM | 11.8x23.6"

MATT | MATE

- ≈ 10,1 MM
- ≈ 10,2 MM
- ≈ 9,6 MM
- ≈ 9,8 MM

Sismic

SERIES

PORCELAIN RECT. 60x120 | RECT. 90x90 | RECT. 60x60 | RECT. 30x60 CM
 PORCELÁNICO RECT. 23.6x47.2" | RECT. 35.4x35.4" | RECT. 23.6x23.6" | RECT. 11.8x23.6"



villa
cerámica



Grey

PORCELAIN. PORCELÁNICO

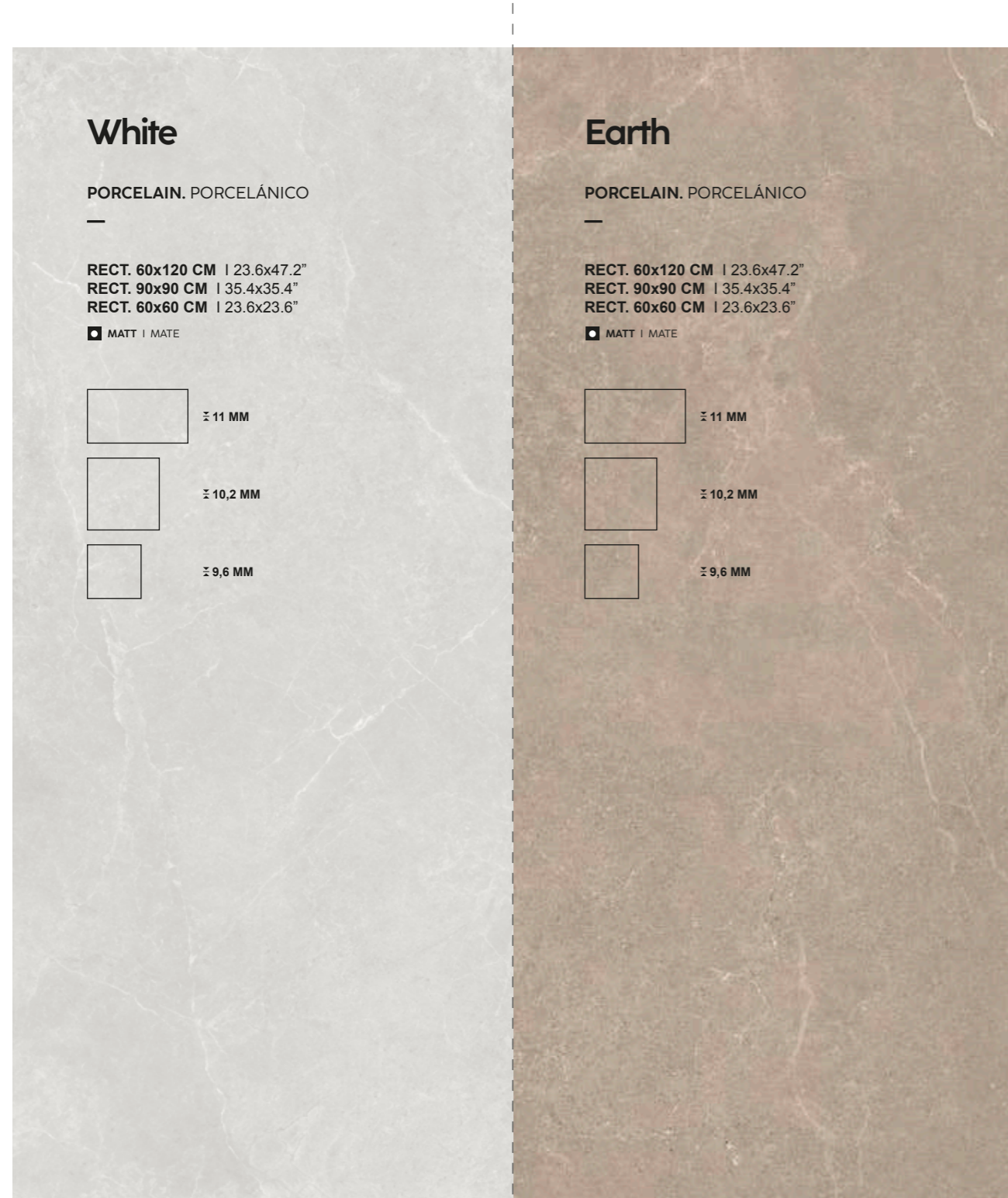
RECT. 60x120 CM | 23.6x47.2"
 RECT. 90x90 CM | 35.4x35.4"
 RECT. 60x60 CM | 23.6x23.6"
 RECT. 30x60 CM | 11.8x23.6"

■ MATT | MATE

| | |
|--|-----------|
| | ≈ 11 MM |
| | ≈ 10,2 MM |
| | ≈ 9,6 MM |
| | ≈ 10 MM |

Sismic SERIES

PORCELAIN RECT. 60x120 | RECT. 90x90 | RECT. 60x60 | RECT. 30x60 CM
 PORCELÁNICO RECT. 23.6x47.2" | RECT. 35.4x35.4" | RECT. 23.6x23.6" | RECT. 11.8x23.6"



White

PORCELAIN. PORCELÁNICO

RECT. 60x120 CM | 23.6x47.2"
 RECT. 90x90 CM | 35.4x35.4"
 RECT. 60x60 CM | 23.6x23.6"

■ MATT | MATE

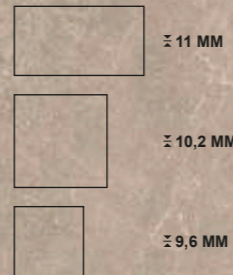


Earth

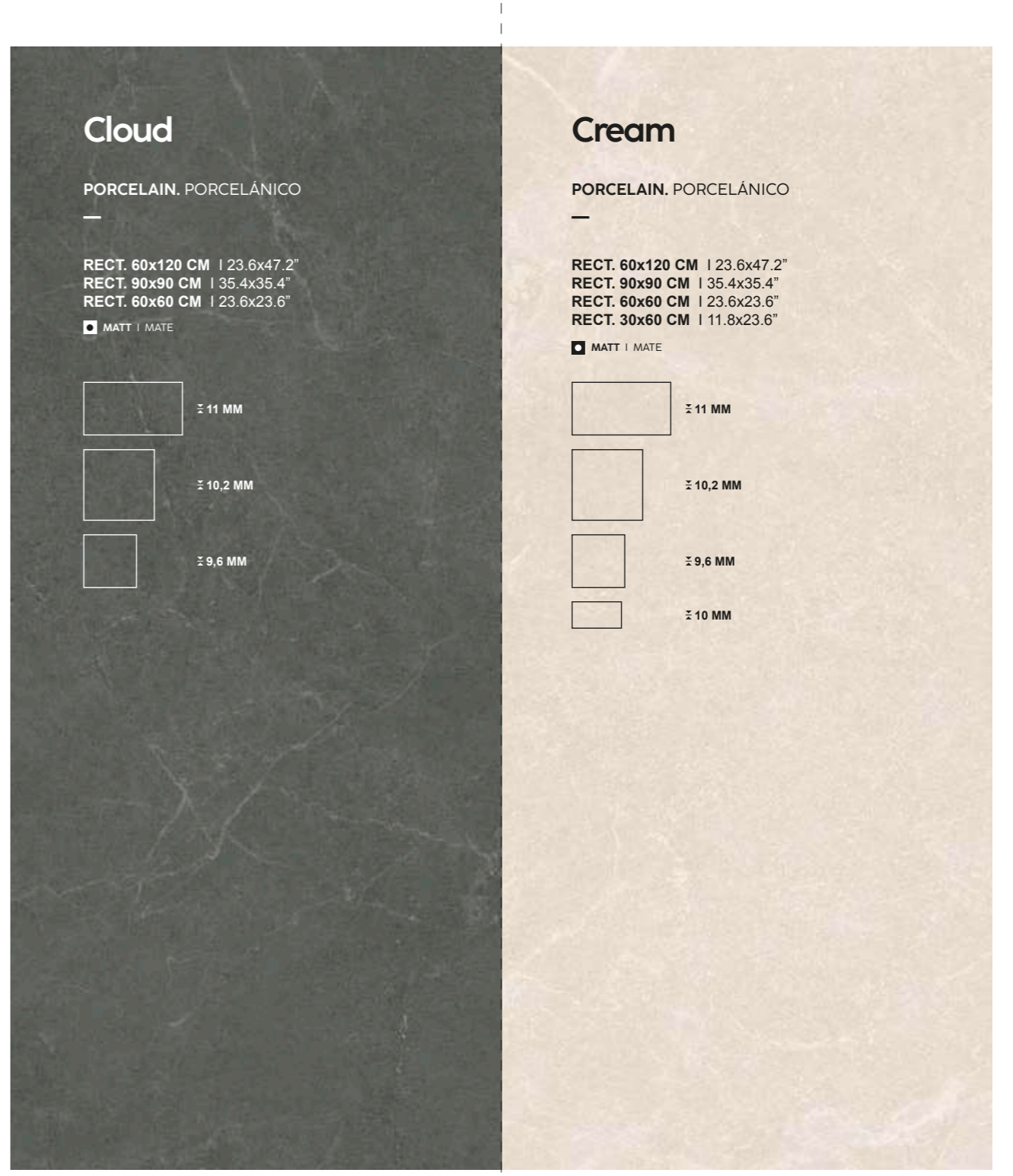
PORCELAIN. PORCELÁNICO

RECT. 60x120 CM | 23.6x47.2"
 RECT. 90x90 CM | 35.4x35.4"
 RECT. 60x60 CM | 23.6x23.6"

■ MATT | MATE



| SIZE FORMATO | PIECES BOX PIEZAS CAJAS | M² BOX M² CAJA | KG BOX KG CAJA | BOXES CAJAS | M² PALLET M² PALLET | KG PALLET KG PALLET | SIZE PALLET TAMAÑO PALLET |
|-----------------|----------------------------|-------------------|-------------------|----------------|------------------------|------------------------|------------------------------|
| RECT. 60x120 | 2 | 1,44 | 35,5 | 30 | 43,2 | 1.120 | 800x1200x740 |
| RECT. 90x90 | 2 | 1,62 | 42 | 27 | 43,74 | 1.060 | 950x1050x820 |
| RECT. 60x60 | 3 | 1,08 | 24 | 40 | 43,2 | 960 | 800x1200x740 |
| RECT. 30x60 | 6 | 1,08 | 23,5 | 40 | 43,2 | 952 | 800x1200x740 |




Cloud

PORCELAIN. PORCELÁNICO

RECT. 60x120 CM | 23.6x47.2"
 RECT. 90x90 CM | 35.4x35.4"
 RECT. 60x60 CM | 23.6x23.6"

■ MATT | MATE

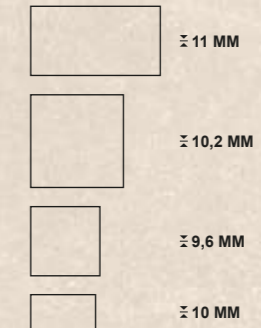


Cream

PORCELAIN. PORCELÁNICO

RECT. 60x120 CM | 23.6x47.2"
 RECT. 90x90 CM | 35.4x35.4"
 RECT. 60x60 CM | 23.6x23.6"
 RECT. 30x60 CM | 11.8x23.6"

■ MATT | MATE



Portland SERIES

PORCELAIN RECT. 60x60
 PORCELÁNICO RECT. 23.6x23.6"
WHITE BODY RECT. 30x90 CM
 PASTA BLANCA RECT. 11.8x35.4"



PORTLAND BEIGE 60X90 - 30X90 CM | PORTLAND RELIEVE 30X90 CM



| SIZE FORMATO | PIECES BOX PIEZAS CAJAS | M² BOX M² CAJA | KG BOX KG CAJA | BOXES CAJAS | M² PALLET M² PALLET | KG PALLET KG PALLET | SIZE PALLET TAMAÑO PALLET |
|-------------------|----------------------------|-------------------|-------------------|----------------|------------------------|------------------------|------------------------------|
| RECT. 60x60 | 3 | 1,08 | 24 | 40 | 43,2 | 1.000 | 800x1200x740 |
| RECT. 30x90 | 5 | 1,35 | 22 | 63 | 85,05 | 1.335 | 920x1230x1040 |
| RECT. DECOR 30X90 | 4 | 1,08 | 19 | 63 | 68,04 | 1.200 | 920x1230x1040 |

White

PORCELAIN. PORCELÁNICO

RECT. 60x60 CM | 23.6x23.6"

■ MATT | MATE



WHITE BODY. PASTA BLANCA

RECT. 30x90 CM | 11.8x35.4"
 RECT. DECOR 30x90 CM | 11.8x35.4"

■ MATT | MATE



Beige

PORCELAIN. PORCELÁNICO

RECT. 60x60 CM | 23.6x23.6"

■ MATT | MATE



WHITE BODY. PASTA BLANCA

RECT. 30x90 CM | 11.8x35.4"
 RECT. DECOR 30x90 CM | 11.8x35.4"

■ MATT | MATE



Marbles are always a brilliant idea.

villa
ceramica

AN ALLEGORY TO SUMPTUOUSNESS

An authentic eclectic explosion of colors and shapes that give light to materials that seem to be in continuous movement. Its delicate surface is confronted with its imposing presence and sophistication. An allegory to magnificence that will captivate you through its captivating flashes, its blinding light and its resplendent surface. Discover an excellent selection of the most sublime marbles.

UNA ALEGORÍA A LA SUNTUOSIDAD

Una auténtica explosión ecléctica de colores y formas que dan luz a materiales que parecen estar en continuo movimiento. Su delicada superficie se enfrenta con su imponente presencia y sofisticación. Una alegoría a la suntuosidad que te atraparà a través de sus destellos cautivadores, su luz cegadora y su resplandeciente superficie. Descubre una excelente selección de los mármoles más sublimes.



Asteroid

SERIES

PORCELAIN RECT. 60x120 CM
 PORCELÁNICO RECT. 23.6x47.2"



| SIZE FORMATO | PIECES BOX PIEZAS CAJA | M ² BOX M ² CAJA | KG BOX KG CAJA | BOXES CAJAS | M ² PALLET M ² PALLET | KG PALLET KG PALLET | SIZE PALLET TAMAÑO PALLET |
|-----------------|---------------------------|---|-------------------|----------------|--|------------------------|------------------------------|
| RECT. 60x120 | 2 | 1,44 | 31,5 | 32 | 46,08 | 1.020 | 800x1200x750 |

villa
ceramica



Asteroid

PORCELAIN. PORCELÁNICO

RECT. 60x120 CM | RECT. 23.6x47.2"

■ PULIDO | POLISHED



Venus SERIES

PORCELAIN RECT. 60x120
 PORCELÁNICO RECT. 23.6x47.2"



VENUS GREY 60x120 CM



| SIZE FORMATO | PIECES BOX PIEZAS CAJAS | M ² BOX M ² CAJA | KG BOX KG CAJA | BOXES CAJAS | M ² PALLET M ² PALLET | KG PALLET KG PALLET | SIZE PALLET TAMAÑO PALLET |
|-----------------|----------------------------|---|-------------------|----------------|--|------------------------|------------------------------|
| RECT. 60x120 | 2 | 1,44 | 31,5 | 32 | 46,08 | 1.020 | 800x1200x750 |

White

PORCELAIN. PORCELÁNICO

RECT. 60x120 CM | 23.6x47.2"

PULIDO | POLISHED




Grey

PORCELAIN. PORCELÁNICO

RECT. 60x120 CM | 23.6x47.2"

PULIDO | POLISHED



Sand

PORCELAIN. PORCELÁNICO

RECT. 60x120 CM | 23.6x47.2"

PULIDO | POLISHED



Meteor SERIES

PORCELAIN RECT. 60x120
 PORCELÁNICO RECT. 23.6x47.2"



METEOR SILVER 60x120 CM



| SIZE FORMATO | PIECES BOX PIEZAS CAJAS | M ² BOX M ² CAJA | KG BOX KG CAJA | BOXES CAJAS | M ² PALLET M ² PALLET | KG PALLET KG PALLET | SIZE PALLET TAMAÑO PALLET |
|-----------------|----------------------------|---|-------------------|----------------|--|------------------------|------------------------------|
| RECT. 60x120 | 2 | 1,44 | 31,5 | 32 | 46,08 | 1.020 | 800x1200x750 |

Gold

PORCELAIN. PORCELÁNICO

RECT. 60x120 CM | 23.6x47.2"

■ PULIDO | POLISHED



Silver

PORCELAIN. PORCELÁNICO

RECT. 60x120 CM | 23.6x47.2"

■ PULIDO | POLISHED



Spiral

SERIES

PORCELAIN RECT. 60x120
PORCELÁNICO RECT. 23.6x47.2"



villa
cerámica

| SIZE FORMATO | PIECES BOX PIEZAS CAJAS | M ² BOX M ² CAJA | KG BOX KG CAJA | BOXES CAJAS | M ² PALLET M ² PALLET | KG PALLET KG PALLET | SIZE PALLET TAMAÑO PALLET |
|-----------------|----------------------------|---|-------------------|----------------|--|------------------------|------------------------------|
| RECT. 60x120 | 2 | 1,44 | 31,5 | 32 | 46,08 | 1.020 | 800x1200x750 |



Spiral

PORCELAIN. PORCELÁNICO

RECT. 60x120 CM | 23.6x47.2"

■ PULIDO | POLISHED



Dust SERIES

villa
ceramica

PORCELAIN RECT. 60x120
PORCELÁNICO RECT. 23.6x47.2"



| SIZE FORMATO | PIECES BOX PIEZAS CAJAS | M² BOX M² CAJA | KG BOX KG CAJA | BOXES CAJAS | M² PALLET M² PALLET | KG PALLET KG PALLET | SIZE PALLET TAMAÑO PALLET |
|-----------------|----------------------------|-------------------|-------------------|----------------|------------------------|------------------------|------------------------------|
| RECT. 60x120 | 2 | 1,44 | 31,5 | 32 | 46,08 | 1.020 | 800x1200x750 |




Dust

PORCELAIN. PORCELÁNICO

RECT. 60x120 CM | 23.6x47.2"

PULIDO | POLISHED



DUST 60x120 CM

Pluto

SERIES



PORCELAIN RECT. 60x120
 PORCELÁNICO RECT. 23.6x47.2"



| SIZE FORMATO | PIECES BOX PIEZAS CAJAS | M ² BOX M ² CAJA | KG BOX KG CAJA | BOXES CAJAS | M ² PALLET M ² PALLET | KG PALLET KG PALLET | SIZE PALLET TAMAÑO PALLET |
|-----------------|----------------------------|---|-------------------|----------------|--|------------------------|------------------------------|
| RECT. 60x120 | 2 | 1,44 | 31,5 | 32 | 46,08 | 1.020 | 800x1200x750 |




Pluto

PORCELAIN. PORCELÁNICO

RECT. 60x120 CM | 23.6x47.2"

PULIDO | POLISHED



PLUTO 60x120 CM

Orion SERIES

PORCELAIN RECT. 60x120 | RECT. 90x90 | RECT. 60x60 CM
PORCELÁNICO RECT. 23.6x47.2" | RECT. 35.4x35.4" | RECT. 23.6x23.6"

WHITE BODY 30x90 CM
PASTA BLANCA 11.8x35.4"

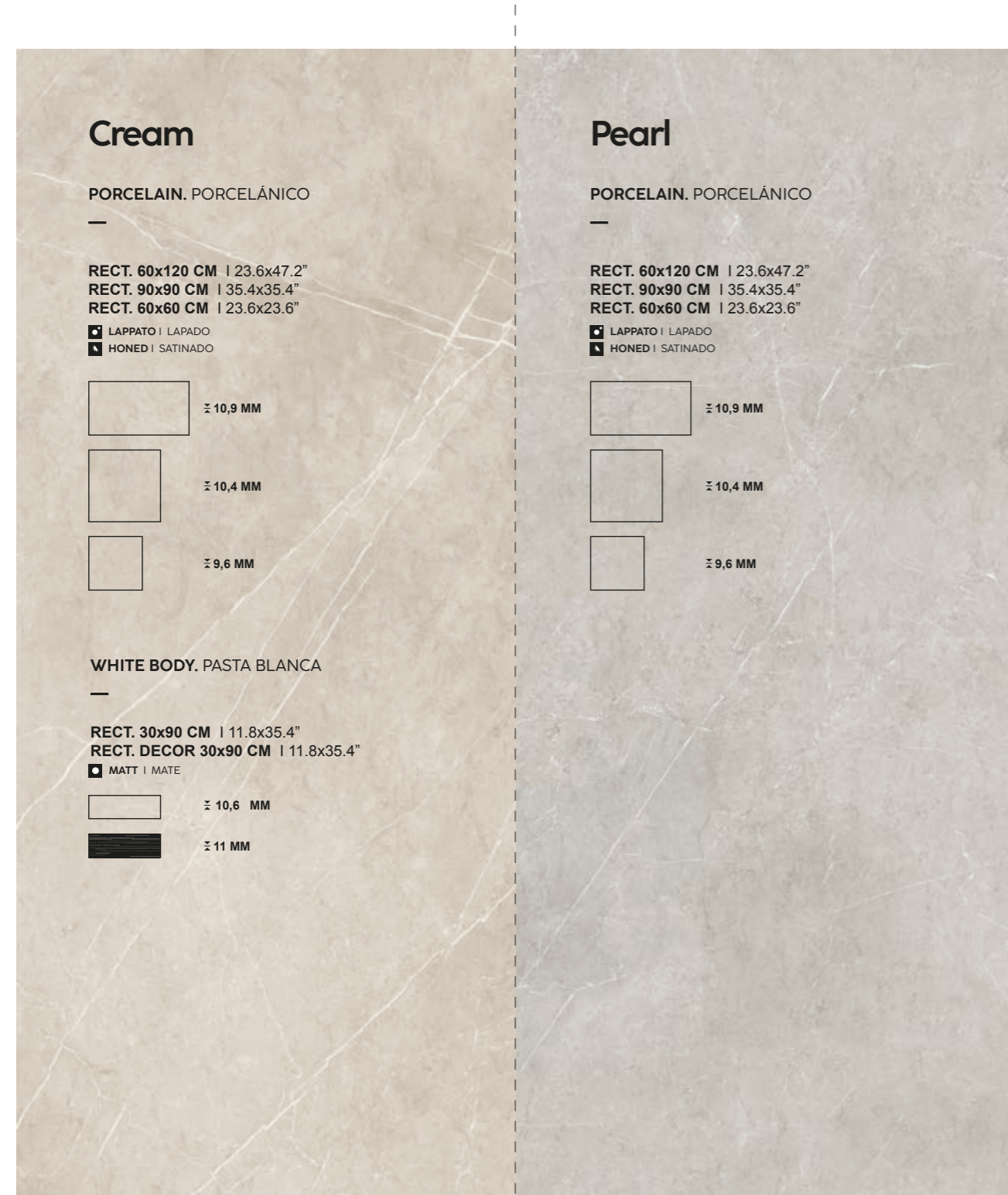


ORION GREY 60X120 CM

Orion SERIES

PORCELAIN RECT. 60x120 | RECT. 90x90 | RECT. 60x60 CM
 PORCELÁNICO RECT. 23.6x47.2" | RECT. 35.4x35.4" | RECT. 23.6x23.6"

WHITE BODY 30x90 CM
 PASTA BLANCA 11.8x35.4"



Cream

PORCELAIN. PORCELÁNICO

RECT. 60x120 CM | 23.6x47.2"
 RECT. 90x90 CM | 35.4x35.4"
 RECT. 60x60 CM | 23.6x23.6"

LAPPATO | LAPADO
 HONED | SATINADO



WHITE BODY. PASTA BLANCA

RECT. 30x90 CM | 11.8x35.4"
 RECT. DECOR 30x90 CM | 11.8x35.4"

MATT | MATE



Pearl

PORCELAIN. PORCELÁNICO

RECT. 60x120 CM | 23.6x47.2"
 RECT. 90x90 CM | 35.4x35.4"
 RECT. 60x60 CM | 23.6x23.6"

LAPPATO | LAPADO
 HONED | SATINADO




Grey

PORCELAIN. PORCELÁNICO

RECT. 60x120 CM | 23.6x47.2"
 RECT. 90x90 CM | 35.4x35.4"
 RECT. 60x60 CM | 23.6x23.6"

LAPPATO | LAPADO
 HONED | SATINADO



WHITE BODY. PASTA BLANCA

RECT. 30x90 CM | 11.8x35.4"
 RECT. DECOR 30x90 CM | 11.8x35.4"

MATT | MATE



| SIZE FORMATO | PIECES BOX PIEZAS CAJAS | M² BOX M² CAJA | KG BOX KG CAJA | BOXES CAJAS | M² PALLET M² PALLET | KG PALLET KG PALLET | SIZE PALLET TAMAÑO PALLET |
|-------------------|----------------------------|-------------------|-------------------|----------------|------------------------|------------------------|------------------------------|
| RECT. 60x120 | 2 | 1,44 | 36,52 | 27 | 38,88 | 1.009 | 1200x800x750 |
| RECT. 90x90 | 2 | 1,62 | 39,6 | 24 | 38,88 | 974 | 930x930x730 |
| RECT. 60x60 | 3 | 1,08 | 23,5 | 40 | 43,2 | 924 | 1200x800x750 |
| RECT. 30x90 | 4 | 1,08 | 17,88 | 51 | 55,08 | 935 | 1200x800x750 |
| RECT. DECOR 30x90 | 4 | 1,08 | 17,88 | 51 | 55,08 | 935 | 1200x800x750 |

Milky way

SERIES

PORCELAIN RECT. 60x120 | RECT. 90x90 | RECT. 60x60 CM
 PORCELÁNICO RECT. 23.6x47.2" | RECT. 35.4x35.4" | RECT. 23.6x23.6"

WHITE BODY 30x90 CM
 PASTA BLANCA 11.8x35.4"



| SIZE FORMATO | PIECES BOX PIEZAS CAJAS | M² BOX M² CAJA | KG BOX KG CAJA | BOXES CAJAS | M² PALLET M² PALLET | KG PALLET KG PALLET | SIZE PALLET TAMAÑO PALLET |
|-------------------|----------------------------|-------------------|-------------------|----------------|------------------------|------------------------|------------------------------|
| RECT. 60x120 | 2 | 1,44 | 36,52 | 27 | 38,88 | 1.009 | 1200x800x750 |
| RECT. 90x90 | 2 | 1,62 | 39,6 | 24 | 38,88 | 974 | 930x930x730 |
| RECT. 60x60 | 3 | 1,08 | 23,5 | 40 | 43,2 | 924 | 1200x800x750 |
| RECT. 30x90 | 4 | 1,08 | 17,88 | 51 | 55,08 | 935 | 1200x800x750 |
| RECT. DECOR 30x90 | 4 | 1,08 | 17,88 | 51 | 55,08 | 935 | 1200x800x750 |

villa
ceramica






Milky way

PORCELAIN. PORCELÁNICO

—
RECT. 60x120 CM | 23.6x47.2"
RECT. 90x90 CM | 35.4x35.4"
RECT. 60x60 CM | 23.6x23.6"

■ HONED | SATINADO



WHITE BODY. PASTA BLANCA

—
RECT. 30x90 CM | 11.8x35.4"
RECT. DECOR 30x90 CM | 11.8x35.4"

■ HONED | SATINADO



Jump SERIES

PORCELAIN RECT. 60x120 | RECT. 60x60 | RECT. 30x60 CM
 PORCELÁNICO RECT. 23.6x47.2" | RECT. 23.6x23.6" | RECT. 11.8x23.6"



JUMP GOLD 60X120 CM




| SIZE FORMATO | PIECES BOX PIEZAS CAJAS | M ² BOX M ² CAJA | KG BOX KG CAJA | BOXES CAJAS | M ² PALLET M ² PALLET | KG PALLET KG PALLET | SIZE PALLET TAMAÑO PALLET |
|-----------------|----------------------------|---|-------------------|----------------|--|------------------------|------------------------------|
| RECT. 60x120 | 2 | 1,62 | 29,75 | 36 | 51,84 | 1.071 | 800x1200x730 |
| RECT. 60x60 | 4 | 1,44 | 31,4 | 30 | 43,2 | 962 | 1200x800x730 |
| RECT. 30x60 | 6 | 1,08 | 22 | 48 | 51,84 | 1.100 | 800x1200x750 |

Silver

PORCELAIN. PORCELÁNICO

RECT. 60x120 CM | 23.6x47.2"
 RECT. 60x60 CM | 23.6x23.6"
 RECT. 30x60 CM | 11.8x23.6"

- MATT | POLISHED | GLOSSY
- MATT | MATE
- MATT | MATE



Gold

PORCELAIN. PORCELÁNICO

RECT. 60x120 CM | 23.6x47.2"
 RECT. 60x60 CM | 23.6x23.6"
 RECT. 30x60 CM | 11.8x23.6"

- MATT | POLISHED | GLOSSY
- MATT | MATE
- MATT | MATE



Blue

PORCELAIN. PORCELÁNICO

RECT. 60x120 CM | 23.6x47.2"
 RECT. 60x60 CM | 23.6x23.6"
 RECT. 30x60 CM | 11.8x23.6"

- MATT | POLISHED | GLOSSY
- MATT | MATE
- MATT | MATE



Supreme SERIES

PORCELAIN RECT. 60x120 | RECT. 60x60 CM
 PORCELÁNICO RECT. 23.6x47.2" | RECT. 23.6x23.6"



SUPREME GREY 60X60 CM




| SIZE FORMATO | PIECES BOX PIEZAS CAJAS | M² BOX M² CAJA | KG BOX KG CAJA | BOXES CAJAS | M² PALLET M² PALLET | KG PALLET KG PALLET | SIZE PALLET TAMAÑO PALLET |
|-----------------|----------------------------|-------------------|-------------------|----------------|------------------------|------------------------|------------------------------|
| RECT. 60x120 | 2 | 1,44 | 32,8 | 30 | 43,2 | 1.000 | 800x1200x715 |
| RECT. 60x60 | 4 | 1,44 | 31,4 | 30 | 43,2 | 965 | 800x1200x715 |

Perla

PORCELAIN. PORCELÁNICO

RECT. 60x120 CM | 23.6x47.2" POLISHED | PULIDO
 RECT. 60x60 CM | 23.6x23.6" GLOSSY | BRILLO



Grey

PORCELAIN. PORCELÁNICO



RECT. 60x120 CM | 23.6x47.2" POLISHED | PULIDO
 RECT. 60x60 CM | 23.6x23.6" GLOSSY | BRILLO



Cream

PORCELAIN. PORCELÁNICO

RECT. 60x120 CM | 23.6x47.2" POLISHED | PULIDO
 RECT. 60x60 CM | 23.6x23.6" GLOSSY | BRILLO



Marma SERIES

PORCELAIN RECT. 60x120 | RECT. 60x60 | RECT. 30x60 CM
 PORCELÁNICO RECT. 23.6x47.2" | RECT. 23.6x23.6" | RECT. 11.8x23.6"



| SIZE FORMATO | PIECES BOX PIEZAS CAJAS | M² BOX M² CAJA | KG BOX KG CAJA | BOXES CAJAS | M² PALLET M² PALLET | KG PALLET KG PALLET | SIZE PALLET TAMAÑO PALLET |
|-----------------|----------------------------|-------------------|-------------------|----------------|------------------------|------------------------|------------------------------|
| RECT. 60x120 | 2 | 1,44 | 34 | 32 | 46,08 | 1.110 | 800x1200x750 |
| RECT. 60x60 | 4 | 1,44 | 30,2 | 30 | 43,2 | 920 | 800x1200x715 |
| RECT. 30x60 | 6 | 1,08 | 22 | 48 | 51,84 | 1.075 | 800x1200x1050 |



White

PORCELAIN. PORCELÁNICO

RECT. 60x120 CM | 23.6x47.2" GLOSSY MATT
 RECT. 60x60 CM | 23.6x23.6" GLOSSY MATT
 RECT. 30x60 CM | 11.8x23.6" MATT MATE

- ± 9 MM
- ± 9,6 MM
- ± 9 MM

MARMA WHITE 60X120 CM - 60X60 CM

Statuario

SERIES

PORCELAIN RECT. 60x120 CM
PORCELÁNICO RECT. 23.6x47.2"



villa
ceramica

| SIZE FORMATO | PIECES BOX PIEZAS CAJAS | M ² BOX M ² CAJA | KG BOX KG CAJA | BOXES CAJAS | M ² PALLET M ² PALLET | KG PALLET KG PALLET | SIZE PALLET TAMAÑO PALLET |
|-----------------|----------------------------|---|-------------------|----------------|--|------------------------|------------------------------|
| RECT. 60x120 | 2 | 1,44 | 34 | 32 | 46,08 | 1.110 | 800x1200x750 |



Statuario

PORCELAIN. PORCELÁNICO

RECT. 60x120 CM | 23.6x47.2"

■ POLISHED | PULIDO




± 10,4 MM

Nova

SERIES

WHITE BODY RECT. 30x90 CM
PASTA BLANCA RECT. 11.8x35.4"



villa
ceramica

| SIZE FORMATO | PIECES BOX PIEZAS CAJAS | M² BOX M² CAJA | KG BOX KG CAJA | BOXES CAJAS | M² PALLET M² PALLET | KG PALLET KG PALLET | SIZE PALLET TAMAÑO PALLET |
|-------------------|----------------------------|-------------------|-------------------|----------------|------------------------|------------------------|------------------------------|
| RECT. 30x90 | 5 | 1,35 | 22 | 63 | 85,05 | 1.335 | 920x1230x1040 |
| RECT. DECOR 30X90 | 4 | 1,08 | 19 | 63 | 68,04 | 1.200 | 920x1230x1040 |



WHITE BODY. PASTA BLANCA

RECT. 30x90 CM | 11.8x35.4"

RECT. DECOR 30x90 CM | 11.8x35.4"

■ POLISHED | PULIDO

□ GLOSSY | BRILLO

□ ± 9 MM

■ ± 11 MM

Absolut SERIES

PORCELAIN RECT. 60x120 | RECT. 60x60 CM
 PORCELÁNICO RECT. 23.6x47.2" | RECT. 23.6x23.6"



| SIZE FORMATO | PIECES BOX PIEZAS CAJAS | M ² BOX M ² CAJA | KG BOX KG CAJA | BOXES CAJAS | M ² PALLET M ² PALLET | KG PALLET KG PALLET | SIZE PALLET TAMAÑO PALLET |
|-----------------|----------------------------|---|-------------------|----------------|--|------------------------|------------------------------|
| RECT. 60x120 | 2 | 1,62 | 29,75 | 36 | 51,84 | 1.071 | 800x1200x730 |
| RECT. 60x60 | 4 | 1,44 | 31,4 | 30 | 43,2 | 962 | 1200x800x730 |



ABSOLUT GOLD 60X60 CM

Silver

PORCELAIN. PORCELÁNICO

RECT. 60x120 CM | 23.6x47.2"
 RECT. 60x60 CM | 23.6x23.6"

■ MATT | MATE




Gold

PORCELAIN. PORCELÁNICO

RECT. 60x120 CM | 23.6x47.2"
 RECT. 60x60 CM | 23.6x23.6"

■ MATT | MATE



Atmosphere SERIES

PORCELAIN RECT. 60x120 | RECT. 90x90 | RECT. 60x60 CM
 PORCELÁNICO RECT. 23.6x47.2" | RECT. 35.4x35.4" | RECT. 23.6x23.6"



ATMOSPHERE WHITE 90X90 CM



| SIZE FORMATO | PIECES BOX PIEZAS CAJAS | M ² BOX M ² CAJA | KG BOX KG CAJA | BOXES CAJAS | M ² PALLET M ² PALLET | KG PALLET KG PALLET | SIZE PALLET TAMAÑO PALLET |
|-----------------|----------------------------|---|-------------------|----------------|--|------------------------|------------------------------|
| RECT. 60x120 | 2 | 1,44 | 36,52 | 27 | 38,88 | 1.009 | 1200x800x750 |
| RECT. 90x90 | 2 | 1,62 | 39,6 | 24 | 38,88 | 974 | 930x930x730 |
| RECT. 60x60 | 3 | 1,08 | 23,5 | 40 | 43,2 | 924 | 1200x800x750 |

White

PORCELAIN. PORCELÁNICO

RECT. 60x120 CM | 23.6x47.2"
 RECT. 90x90 CM | 35.4x35.4"
 RECT. 60x60 CM | 23.6x23.6"

LAPPATO | LAPADO

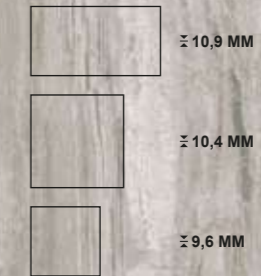


Grey

PORCELAIN. PORCELÁNICO

RECT. 60x120 CM | 23.6x47.2"
 RECT. 90x90 CM | 35.4x35.4"
 RECT. 60x60 CM | 23.6x23.6"

LAPPATO | LAPADO




Black

PORCELAIN. PORCELÁNICO

RECT. 60x120 CM | 23.6x47.2"
 RECT. 90x90 CM | 35.4x35.4"
 RECT. 60x60 CM | 23.6x23.6"

LAPPATO | LAPADO



Naturally, it's wood.


villa
ceramica

INSPIRED BY BEAUTY FROM THE ORIGINAL WOOD

Materials with a noble presence, inspired by the beauty of the original wood. We invite you to discover a range of technical porcelain woods capable of recreating the authentic texture and surface of natural wood, in different formats and an infinite range of colors.

INSPIRADOS EN LA BELLEZA DE LA MADERA ORIGINAL

Materiales de presencia noble, inspirados en la belleza de la madera original. Te invitamos a descubrir una gama de maderas en porcelánico técnico capaces de recrear la textura y superficie auténtica de la madera natural, en diferentes formatos y una gama de colores infinita.



Trek SERIES

PORCELAIN RECT. 25x150 CM
 PORCELÁNICO RECT. 9.8x59"



villa
ceramica

| SIZE FORMATO | PIECES BOX PIEZAS CAJAS | M ² BOX M ² CAJA | KG BOX KG CAJA | BOXES CAJAS | M ² PALLET M ² PALLET | KG PALLET KG PALLET | SIZE PALLET TAMAÑO PALLET |
|-----------------|----------------------------|---|-------------------|----------------|--|------------------------|------------------------------|
| RECT. 25x150 | 4 | 1,5 | 26,7 | 40 | 60 | 1.088 | 1530x1950x630 |



Ceniza

RECT. 25x150 CM
 RECT. 8.9x59"
 ■ MATT | MATE

≈ 10,4 MM

Haya

RECT. 25x150 CM
 RECT. 8.9x59"
 ■ MATT | MATE

≈ 10,4 MM

Roble

RECT. 25x150 CM
 RECT. 8.9x59"
 ■ MATT | MATE

≈ 10,4 MM

TREK ROBLE 25X150 CM

Kontiki SERIES

villa
ceramica

PORCELAIN RECT. 25x150 CM
PORCELÁNICO RECT. 9.8x59"

V2 C1 R9
 V2 C3 R11 DCOF >0.42 PTV +36

| SIZE FORMATO | PIECES BOX PIEZAS CAJAS | M ² BOX M ² CAJA | KG BOX KG CAJA | BOXES CAJAS | M ² PALLET M ² PALLET | KG PALLET KG PALLET | SIZE PALLET TAMAÑO PALLET |
|-----------------|----------------------------|---|-------------------|----------------|--|------------------------|------------------------------|
| RECT. 25x150 | 3 | 1,125 | 27,5 | 36 | 40,5 | 1.100 | 900x1560x740 |



White

RECT. 25x150 CM
RECT. 8.9x59"

MATT | MATE

≈ 11,2 MM

Natural

RECT. 25x150 CM
RECT. 8.9x59"

MATT | MATE

≈ 11,2 MM

Cloud

RECT. 25x150 CM
RECT. 8.9x59"

MATT | MATE

≈ 11,2 MM

KONTIKI CLOUD 25X150 CM

Planet SERIES

villa
ceramica

PORCELAIN RECT. 20x120 CM
PORCELÁNICO RECT. 7.8x47.2"



| SIZE FORMATO | PIECES BOX PIEZAS CAJAS | M ² BOX M ² CAJA | KG BOX KG CAJA | BOXES CAJAS | M ² PALLET M ² PALLET | KG PALLET KG PALLET | SIZE PALLET TAMAÑO PALLET |
|-----------------|----------------------------|---|-------------------|----------------|--|------------------------|------------------------------|
| RECT. 20x120 | 5 | 1,2 | 29,5 | 36 | 43,2 | 1.085 | 1200x800x750 |



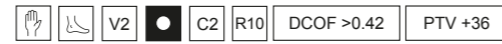
| Grey | Natural | Oak | Walnut |
|---|---|---|---|
| <p>RECT. 20x120 CM RECT. 7.8x47.2"</p> <p><input checked="" type="checkbox"/> MATT MATE</p> <p> ± 9,8 MM</p> | <p>RECT. 20x120 CM RECT. 7.8x47.2"</p> <p><input checked="" type="checkbox"/> MATT MATE</p> <p> ± 9,8 MM</p> | <p>RECT. 20x120 CM RECT. 7.8x47.2"</p> <p><input checked="" type="checkbox"/> MATT MATE</p> <p> ± 9,8 MM</p> | <p>RECT. 20x120 CM RECT. 7.8x47.2"</p> <p><input checked="" type="checkbox"/> MATT MATE</p> <p> ± 9,8 MM</p> |

PLANET OAK 20X120 CM

Matter SERIES

villa
ceramica

PORCELAIN RECT. 20x120 CM
PORCELÁNICO RECT. 7.8x47.2"




| SIZE FORMATO | PIECES BOX PIEZAS CAJAS | M ² BOX M ² CAJA | KG BOX KG CAJA | BOXES CAJAS | M ² PALLET M ² PALLET | KG PALLET KG PALLET | SIZE PALLET TAMAÑO PALLET |
|-----------------|----------------------------|---|-------------------|----------------|--|------------------------|------------------------------|
| RECT. 20x120 | 5 | 1,2 | 29,5 | 36 | 43,2 | 1.085 | 1200x800x750 |



Pearl

RECT. 20x120 CM
RECT. 7.8x47.2"


■ MATT | MATE



Natural

RECT. 20x120 CM
RECT. 7.8x47.2"


■ MATT | MATE



Oak

RECT. 20x120 CM
RECT. 7.8x47.2"


■ MATT | MATE



Nut

RECT. 20x120 CM
RECT. 7.8x47.2"

■ MATT | MATE

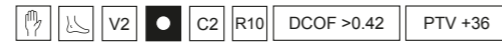


MATTER NATURAL 20X120 CM

Comet SERIES

villa
ceramica

PORCELAIN RECT. 20x120 CM
PORCELÁNICO RECT. 7.8x47.2"



| SIZE FORMATO | PIECES BOX PIEZAS CAJAS | M ² BOX M ² CAJA | KG BOX KG CAJA | BOXES CAJAS | M ² PALLET M ² PALLET | KG PALLET KG PALLET | SIZE PALLET TAMAÑO PALLET |
|-----------------|----------------------------|---|-------------------|----------------|--|------------------------|------------------------------|
| RECT. 20x120 | 4 | 0,96 | 21 | 60 | 57,6 | 1.260 | 1005x1200x720 |



COMET TAUPE 20X120 CM

Tropic SERIES

PORCELAIN RECT. 20x120 CM
 PORCELÁNICO RECT. 7.8x47.2"




villa
ceramica

| SIZE FORMATO | PIECES BOX PIEZAS CAJAS | M² BOX M² CAJA | KG BOX KG CAJA | BOXES CAJAS | M² PALLET M² PALLET | KG PALLET KG PALLET | SIZE PALLET TAMAÑO PALLET |
|-----------------|----------------------------|-------------------|-------------------|----------------|------------------------|------------------------|------------------------------|
| RECT. 20x120 | 5 | 1,2 | 27,11 | 45 | 54 | 1.230 | 800x1200x740 |




Winter

RECT. 20x120 CM
 RECT. 7.8x47.2"
 MATT | MATE



Haya

RECT. 20x120 CM
 RECT. 7.8x47.2"
 MATT | MATE



Nuez

RECT. 20x120 CM
 RECT. 7.8x47.2"
 MATT | MATE



Cerezo

RECT. 20x120 CM
 RECT. 7.8x47.2"
 MATT | MATE



TROPIC NUEZ 20X120 CM

Cava SERIES

villa
ceramica

PORCELAIN RECT. 20x120 CM
PORCELÁNICO RECT. 7.8x47.2"



| SIZE FORMATO | PIECES BOX PIEZAS CAJAS | M ² BOX M ² CAJA | KG BOX KG CAJA | BOXES CAJAS | M ² PALLET M ² PALLET | KG PALLET KG PALLET | SIZE PALLET TAMAÑO PALLET |
|-----------------|----------------------------|---|-------------------|----------------|--|------------------------|------------------------------|
| RECT. 20x120 | 7 | 1,68 | 31,93 | 44 | 73,92 | 1.420 | 800x1200x900 |



CAVA NATURAL 20X120 CM

High thickness, for level spaces. 2 cm

villa
ceramica

SUITABILITY AND CHARACTER FOR OUTDOOR SPACES.

A real selection of very thick materials, which stand out for their apparent beauty and inner solidity. Thanks to their thickness, hardness and resistance, they are ideal for outdoor spaces as they are fully adapted to adverse weather conditions.

IDONEIDAD Y CARÁCTER PARA ESPACIOS DE EXTERIOR.

Una auténtica selección de materiales de gran espesor, que destacan por su belleza aparente y su solidez interior. Gracias a su grosor, dureza y resistencia, son idóneos para espacios de exterior ya que están completamente adaptados a la climatología adversa.



Namur SERIES

PORCELAIN RECT. 75x75 CM
 PORCELÁNICO RECT. 29.5x29.5"

PORCELAIN 61x61 CM
 PORCELÁNICO 24x24"

V3
 C3
 R11
 DCOF >0.55
 PTV +36



NAMUR BLACK 75X75 CM

| SIZE FORMATO | PIECES BOX PIEZAS CAJAS | M ² BOX M ² CAJA | KG BOX KG CAJA | BOXES CAJAS | M ² PALLET M ² PALLET | KG PALLET KG PALLET | SIZE PALLET TAMAÑO PALLET |
|--------------------|----------------------------|---|-------------------|----------------|--|------------------------|------------------------------|
| RECT. 75x75 | 1 | 0,562 | 27,55 | 45 | 25,29 | 1.240 | 1150x790x750 |
| 61x61 | 2 | 0,744 | 34,95 | 30 | 22,32 | 1.038 | 1150x750x750 |

Grey

PORCELAIN. PORCELÁNICO

RECT. 75x75 CM | 29.5x29.5"
61x61 CM | 24x24"

MATT | MATE





Black

PORCELAIN. PORCELÁNICO






RECT. 75x75 CM | 29.5x29.5"
61x61 CM | 24x24"

MATT | MATE



Guri SERIES

PORCELAIN 61x61 CM
 PORCELÁNICO 24x24"

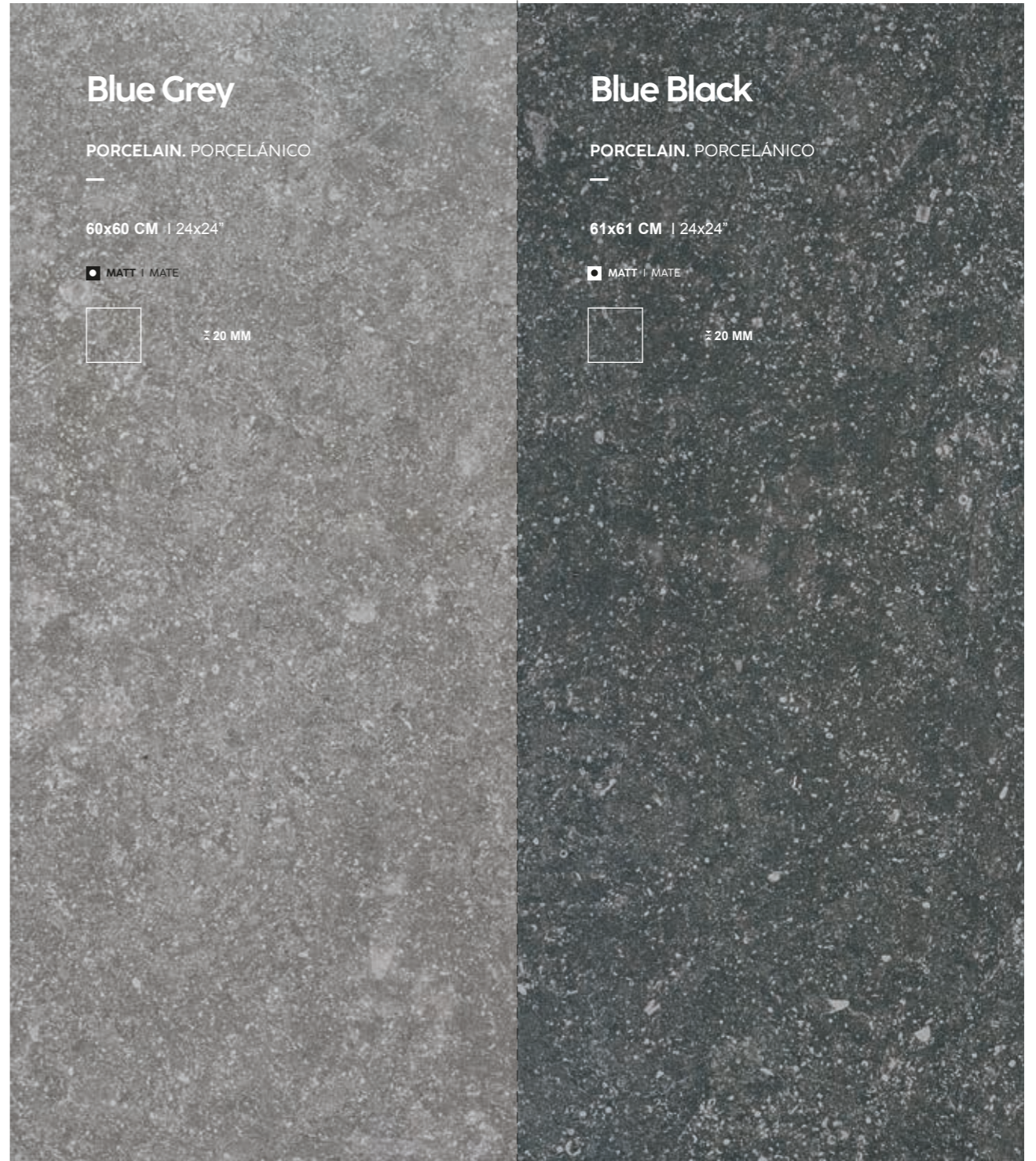
-  V3
-  C3
-  R11
-  DCOF >0.55
-  PTV +36



GURI BLUE BLACK 61X61 CM








| SIZE FORMATO | PIECES BOX PIEZAS CAJAS | M ² BOX M ² CAJA | KG BOX KG CAJA | BOXES CAJAS | M ² PALLET M ² PALLET | KG PALLET KG PALLET | SIZE PALLET TAMAÑO PALLET |
|-----------------|----------------------------|---|-------------------|----------------|--|------------------------|------------------------------|
| 61x61 | 2 | 0,744 | 34,95 | 30 | 22,32 | 1.038 | 1150x750x750 |



Petrela stone SERIES

PORCELAIN RECT. 100x100 CM
 PORCELÁNICO RECT. 39.37x39.37"

PORCELAIN 61x61 CM
 PORCELÁNICO 24x24"

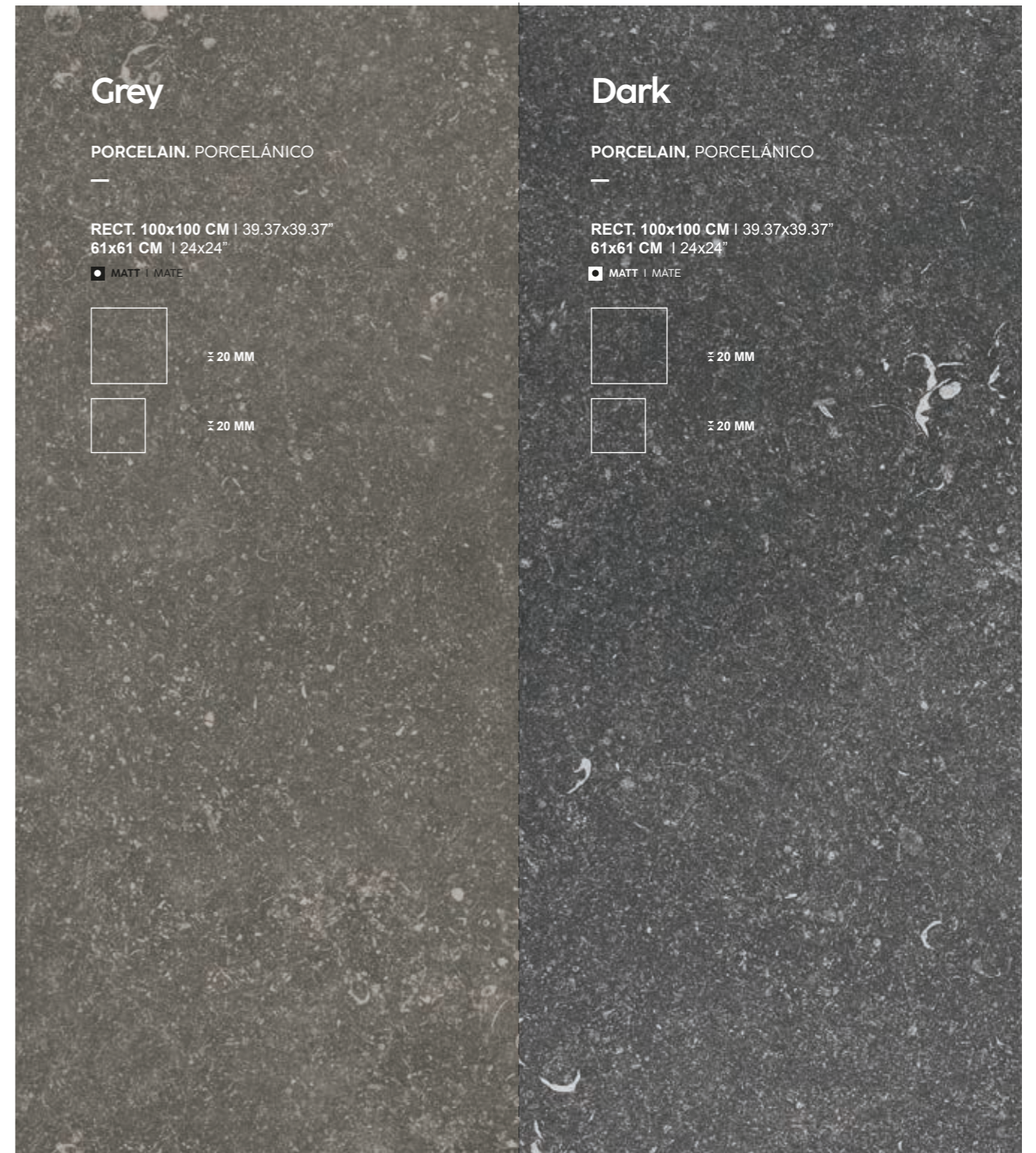
-  V2
-  C3
-  R11
-  DCOF >0.55
-  PTV +36



| SIZE FORMATO | PIECES BOX PIEZAS CAJAS | M ² BOX M ² CAJA | KG BOX KG CAJA | BOXES CAJAS | M ² PALLET M ² PALLET | KG PALLET KG PALLET | SIZE PALLET TAMAÑO PALLET |
|----------------------|----------------------------|---|-------------------|----------------|--|------------------------|------------------------------|
| RECT. 100x100 | 1 | 1 | 47,69 | 24 | 24 | 1.144 | 1150x750x750 |
| 61x61 | 2 | 0,744 | 34,95 | 30 | 22,32 | 1.038 | 1150x750x750 |



PETRELA STONE DARK 100X100 CM



Century SERIES

PORCELAIN RECT. 75x75 CM
 PORCELÁNICO RECT. 29.5x29.5"

PORCELAIN 61x61 CM
 PORCELÁNICO 24x24"

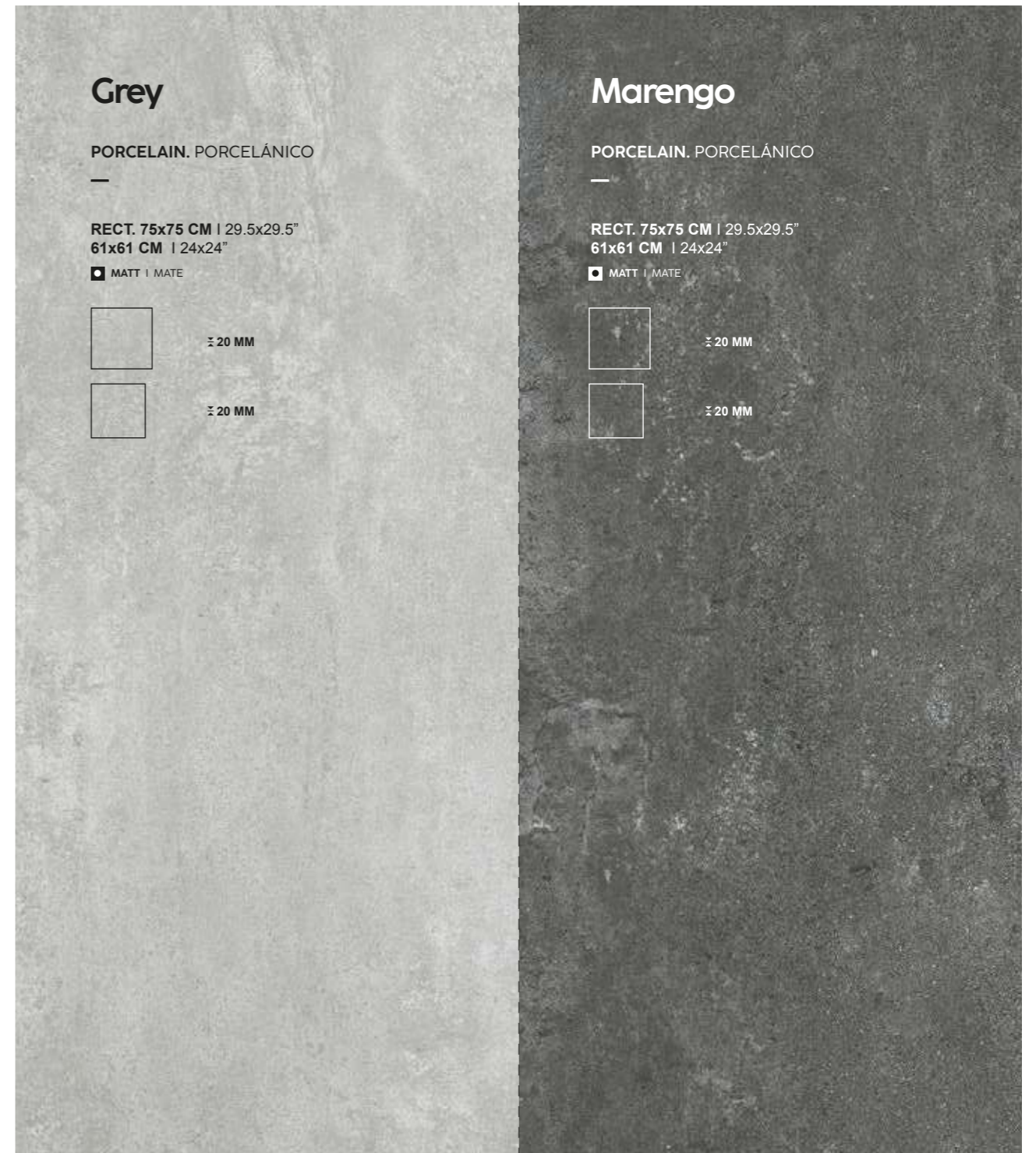
V2
 C3
 R11
 DCOF >0.55
 PTV +36

villa
cerámica

| SIZE FORMATO | PIECES BOX PIEZAS CAJAS | M ² BOX M ² CAJA | KG BOX KG CAJA | BOXES CAJAS | M ² PALLET M ² PALLET | KG PALLET KG PALLET | SIZE PALLET TAMAÑO PALLET |
|--------------------|----------------------------|---|-------------------|----------------|--|------------------------|------------------------------|
| RECT. 75x75 | 1 | 0,57 | 27 | 45 | 25,65 | 1.240 | 1200x800x730 |
| 61x61 | 2 | 0,744 | 35 | 30 | 22,2 | 1.010 | 1200x800x730 |



CENTURY MARENGO 75X75 CM



The purity of immaculate white.

villa
ceramica

TIMELESS BEAUTY FOR SPACES WITH SOUL

Let yourself be transported by the gentle attraction of pure white. The pure beauty of its immensity will transport you to a pleasant feeling of well-being and comfort. Discover our selection of collections in this stunning shade.

BELLEZA ATEMPORAL PARA ESPACIOS CON ALMA


Déjate transportar por la suave atracción del blanco impoluto. La belleza pura de su inmensidad te transportará hacia una agradable sensación de bienestar y confort. Descubre nuestra selección de colecciones con esta imponente tonalidad.



Star

SERIES

PORCELAIN RECT. 60x120 CM
PORCELÁNICO RECT. 23.6x47.2"



villa
cerámica

| SIZE FORMATO | PIECES BOX PIEZAS CAJAS | M ² BOX M ² CAJA | KG BOX KG CAJA | BOXES CAJAS | M ² PALLET M ² PALLET | KG PALLET KG PALLET | SIZE PALLET TAMAÑO PALLET |
|-----------------|----------------------------|---|-------------------|----------------|--|------------------------|------------------------------|
| RECT. 60x120 | 2 | 1,44 | 31,5 | 32 | 46,08 | 1.020 | 800x1200x750 |




Star

PORCELAIN. PORCELÁNICO

RECT. 60x120 CM | 23.6x47.2"

POLISHED | PULIDO
 MATT | MATE



± 9,3 MM


Apolo

SERIES

PORCELAIN RECT. 30x60 CM
 PORCELÁNICO RECT. 11.8x35.14"

WHITE BODY RECT. 30x90 CM
 PASTA BLANCA RECT. 11.8x35.4"

RED BODY 20x20 CM
 PASTA ROJA 7.87x7.87"



| SIZE FORMATO | PIECES BOX PIEZAS CAJAS | M² BOX M² CAJA | KG BOX KG CAJA | BOXES CAJAS | M² PALLET M² PALLET | KG PALLET KG PALLET | SIZE PALLET TAMAÑO PALLET |
|--------------------------|----------------------------|-------------------|-------------------|----------------|------------------------|------------------------|------------------------------|
| 30x60 | 8 | 1,44 | 26,64 | 60 | 86,4 | 1.618 | 800x1200x1020 |
| 20x20 | 25 | 1 | 12,3 | 96 | 96 | 1.250 | 800x1200x750 |
| RECT. 30x90 | 5 | 1,35 | 22 | 63 | 85,05 | 1.335 | 920x1230x1040 |
| RECT. DECOR 30x90 | 4 | 1,08 | 19 | 63 | 68,04 | 1.200 | 920x1230x1040 |

villa
ceramica



Apolo

PORCELAIN. PORCELÁNICO

30x60 CM | 11.8x23.6"

POLISHED | PULIDO
 MATT | MATE

≈ 8 MM

WHITE BODY. PASTA BLANCA

RECT. 30x90 CM | 11.8x35.4"

RECT. DECOR 30x90 CM | 11.8x35.4"

POLISHED | PULIDO
 MATT | MATE

≈ 9 MM

≈ 11 MM

RED BODY. PASTA ROJA

20x20 CM | 7,87"x7,87"

POLISHED | PULIDO
 MATT | MATE

$\approx 7,3$ MM

Users guide

GUÍA DE USO

LAYING RECOMMENDATIONS

Correct, careful laying of **Villa Cerámica**, is ceramic products are vital for taking full advantage of their technical characteristics. For this reason, the following points are necessary:

- Check the caliber, tone and quality of the product before laying.
- Choose appropriate installation tools (toothed trowel, white rubber hammer, suction grip and rubber trowel for pointing).
- Ensure that the surface on which the material is to be laid is level, clean and insulated from damp.
- Pay special attention to the type of adhesive to be used (consult the habitual adhesive supplier), since each type of ceramic requires the appropriate adhesive. (Standard of reference: EN-1348).
- For rectangular and/or large formats (side larger than 60 cm) the use of a leveling system such as wedges are recommended to ensure a correct installation.
- The professional responsible for laying the material must choose the appropriate joints between pieces and the perimeter joints, in order to guarantee correct absorption of structural movements, and an allowance for dimensional tolerances of the product. Villa Cerámica recommends laying the tiles with a minimum joint of 2 mm and checking for other indications given on the box (measurements between calibers, recommended joint).
- Do not use colored pointing material containing black smoke (micronized carbon) or dyes which can hamper the cleaning of the tiled surface.
- Clean off excess pointing material from the surface of the tiles when it is still fresh, using a sponge and clean water; never use hard materials that could scratch the tiles, such as metal spatulas or abrasive scourers. Always follow the recommendations given by the adhesive manufacturer.
- Once the tiles are laid, avoid working in the tiled zone (plastering, painting, placing scaffolds/ladders, projecting metallic fragments from disc grinders, moving tools, dragging heavy objects, moving remains of abrasive building materials, etc.) If this cannot be avoided, always protect the tiles and joints to prevent problems of cleaning or deterioration. The materials used for this protection must not be harmful or contain chemical products which may damage the tiling.

Special for the shade variation series:

To obtain an excellent aesthetic finish in terms of design and to appreciate all of its qualities, Villa Cerámica recommends mixing tiles from the greatest possible number of boxes before starting installation. Already fixed material claims, related with the before mentioned points will not be accepted.

Special for laying rectangular formats:

When laying rectangular formats discontinuously, never do so in the center of the piece. In order to maintain the aesthetic appearance and avoid difficulties in installation, we recommend that discontinuous laying does not exceed 25% of the side to which it is applied. For rectangular and large formats (side larger than 60 cm) the use of a leveling system such as wedges are recommended to ensure a correct installation.

MAINTENANCE

To maintain the beauty and elegance of **Villa Cerámica**, we advise daily cleaning with conventional methods. To remove remains of dust and solids: sweeping or vacuum cleaning. Do not use dust-catcher mops with silicones and waxes. The surface must be washed with neutral soap and the amount of hot water

RECOMENDACIONES DE COLOCACIÓN

Una colocación adecuada y cuidadosa de los productos fabricados por **Villa Cerámica** es vital para hacer resaltar al máximo las características técnicas de los mismos. Por este motivo, es necesario:

- Verificar el calibre, tono y calidad del producto, antes de la colocación. Reclamaciones acerca de estos puntos tras la colocación no serán aceptadas.
- Escoger herramientas de instalación adecuadas (llana dentada, maza de goma blanda, ventosa y llana de goma para la aplicación de la junta).
- Que la superficie sobre la cual vaya a instalarse el material esté nivelada, limpia y aislada de la humedad.
- Prestar especial atención al tipo de adhesivo a utilizar (consultar con el proveedor habitual de adhesivos), dado que cada tipo de cerámica requiere el adhesivo adecuado. (Norma de referencia: EN-1348).
- Para formatos rectangulares y/o de gran formato (lado mayor de 60 cm) se recomienda el uso de sistemas nivelados como campanas o cuñas para garantizar una correcta colocación.
- El profesional responsable de la colocación del material, debe elegir adecuadamente las juntas entre piezas, así como las juntas perimetrales, de manera que se garantice una correcta absorción de movimientos estructurales, y una compensación de tolerancias dimensionales del producto. Villa Cerámica recomienda colocar la cerámica con una junta mínima de 2 mm y comprobar si en la caja hay otras indicaciones (medidas entre calibres o junta recomendada).
- No se debe utilizar junta de color que contenga negro de humo (carbón micronizado), ni tintes que pueden dificultar la limpieza de la superficie revestida.
- Limpiar los restos de rejuntado de la superficie de las baldosas cuando aún están frescos, utilizando una esponja con agua limpia; en ningún caso deben utilizarse materiales que presenten alta dureza y puedan rayar el producto cerámico tales como espátulas metálicas o estropajos abrasivos. Siempre se deben seguir las recomendaciones indicadas por el fabricante de adhesivos.
- Una vez colocado el azulejo, hay que evitar las operaciones en la zona alicatada (enyesado, pintura, colocación andamios/escaleras, proyección de restos metálicos de radiales, trasiego de herramientas, arrastre de objetos pesados, resto de materiales abrasivos de obra, etc.), en caso contrario, siempre hay que proteger las baldosas y las juntas para evitar posteriores problemas de limpieza o deterioro. El material que se use para esta protección, no debe dañar ni contener productos químicos que dañen al azulejo.

Especial para las series destonificadas:

Para obtener un excelente acabado estético en cuanto al diseño y apreciar todas sus cualidades, Villa Cerámica recomienda que se mezclen baldosas del mayor número de cajas posible antes de iniciar la instalación.

Especial Colocación de formatos rectangulares:

La colocación a rompejunta de formatos rectangulares nunca debe realizarse en la mitad de la pieza. Se aconseja que para mantener la estética y evitar dificultades en su instalación, la colocación a rompejunta no supere el 25% del lado sobre el que se aplica. Para formatos rectangulares y/o de gran formato (lado mayor de 60 cm.) se recomienda el uso de sistemas de nivelación como campanas o cuñas para garantizar una correcta colocación.

MANTENIMIENTO

Para mantener la belleza y elegancia de la cerámica Villa Cerámica, se aconseja la limpieza periódica del material, con sistemas convencionales. Para la eliminación de restos de polvo y sólidos: por barrido o aspiración. No se debe utilizar mopas atrapa polvo con siliconas y ceras. El lavado de la superficie se debe realizar con jabón

recommended by the manufacturer. Do not use cleaning products containing wax, brighteners or similar additives, since in time they may leave a waterproof layer on the tile which alters its surface appearance. We strongly recommend the use of doormats, which must remain clean, in entrances to tiled areas, whether from the street, terrace or garden, to prevent the entry of abrasive elements. We recommend special care in zones close to beaches or construction works, where there is a risk of sand and stones being brought in. It is advisable to place protections on objects which can mark the tiles if dragged (metal table legs, chairs, etc.), being especially careful with shiny and satin-finished products. If the tiles cannot be cleaned completely, we provide the following table showing suitable cleaning agents for each type of dirt:

TYPE OF STAIN - CLEANING AGENT

Oil, ink, marker pen, tomato, fruit, chocolate, grease.

- Organic solvents: alcohol, turpentine, acetone.
- Alkaline detergents in liquid or powder form.
- Bicarbonate.

Tar, rubber, shoe polish, paint, graffiti, wax, resins, marker pen, nail varnish.

- Organic solvents: alcohol, turpentine, acetone.

Coffee, ice cream, nicotine, wine.

- Alkaline detergents in liquid or powder form.

Lime, cement, beer, metal deposits, soft drinks, fruit juices.

- Diluted acids: vinegar, hydrochloric acid.

Glue, chewing gum, fire or shoe rubber.

- Organic solvents: alcohol, turpentine, acetone.
- Diluted acids: hydrochloric acid.

Blood, mercurina, iodine.

- Oxidant: oxygenated water.

Incrustations.

- Pressurized water.

Never use any products containing hydrofluoric acid, only those indicated in the table above. All the products shown in the table can easily be found in ordinary household stores and shopping centres. Special for polished porcelain tiles: In the case of polished porcelain tiles, once all the material has been laid and the remains of cement, pointing and any other building material have been cleaned off, on some polished surfaces the presence of an 'oily' film can be observed due to the 'stainresistant' inertisation treatment they are given. If this occurs, Villa Cerámica recommends cleaning the surface with dry cleaning products (detergents in powder form) and, once this fine protective film has been eliminated, cleaning the tiles as indicated above. In extreme lighting conditions, light reflections may occur due to the high degree of brightness and the characteristics of the product. We recommend removing stains immediately.

neutro y la cantidad de agua caliente recomendada por el fabricante. No se deben usar productos de limpieza brillantadores, cerosos o con aditivos similares ya que con el paso del tiempo pueden dejar una capa impermeabilizante sobre la cerámica que altera el aspecto superficial de la misma. Es recomendable la colocación de felpudos, que deberán permanecer limpios, en las entradas a los lugares pavimentados, ya sea desde la calle, terrazas o jardines, para evitar la entrada de elementos abrasivos. Se recomienda especial cuidado en zonas cercanas a playas u obras que pueden aportar arenas y piedras. Es aconsejable poner protecciones a los objetos que por arrastre pudieran marcar el producto (patas metálicas de mesas, sillas, etc.), teniendo especial rigurosidad con productos brillantes y satinados. Si la suciedad no se elimina completamente, facilitamos la siguiente tabla, donde se encuentran los agentes limpiadores adecuados para cada tipo de suciedad:

TIPO DE MANCHA - AGENTE DE LIMPIEZA

Aceite, chocolate, tomate, frutas, grasa, tinta, rotulador.

- Disolvente orgánico: alcohol, aguarrás, acetona.
- Detergente alcalino ya sea en líquido o en polvo.
- Bicarbonato.

Alquitrán, caucho, betún, pintura, graffiti, cera, resina, rotulador, esmalte de uñas.

- Disolvente orgánico: alcohol, aguarrás, acetona.

Café, helado, nicotina, vino.

- Detergente alcalino ya sea líquido o en polvo.

Cal, cemento, cerveza, depósitos metálicos, refrescos, zumos.

- Ácidos diluidos: vinagre, sulfamán o ácido clorhídrico.

Cola, goma de mascar, goma de neumático o zapato.

- Disolvente orgánico: alcohol, aguarrás o acetona
- Ácidos diluidos: sulfamán o ácido clorhídrico.

Sangre, Mercromina, Yodo.

- Oxidante: Agua oxigenada.

Incrustaciones.

- Agua a presión.

Nunca hay que utilizar productos que contengan fluorhídrico, sólo los indicados en la tabla anterior. Todos los productos indicados en la tabla se pueden encontrar fácilmente en droguerías y centros comerciales habituales. Especial para porcelánicos pulidos: Una vez instalada todo el material y habiendo limpiado los restos de cemento, rejuntado y cualquier material de obra, en algunos productos pulidos, debido al tratamiento superficial de inertización "anti manchas" que se le realiza, puede observarse la presencia de una película "grasa" en la superficie de las piezas. En caso de presentarse esta situación, Villa Cerámica recomienda la limpieza de la superficie con productos de limpieza en seco (detergentes en polvo), y una vez eliminada esa fina película protectora proceder a la limpieza del producto de la forma anteriormente indicada. Por otro lado, en condiciones extremas de iluminación se pueden producir reflejos y sombras debido al alto grado de brillo y las características del producto. Se recomienda limpiar las manchas de forma inmediata.

Technical information

INFORMACIÓN TÉCNICA

RED & WHITE BODY WALL TILES

REV/ PAV PASTA ROJA / BLANCA
PÂTE ROUGE / BLANCHE
ROTE WEISSE SCHERBEN

NORMA EN 14411:E ISO 13006 ANEXO L GRUPO BIII.

PORCELAIN

GRES PORCELÁNICO
GRES CERAME
FEINSTEINZEUG

NORMA EN 14411:E ISO 13006 ANEXO G GRUPO BIA.

TECHNICAL CHARACTERISTICS

CARACTERÍSTICAS TÉCNICAS
CHARACTERISTIQUES TECHNIQUES
TECHNISCHE EIGENSCHAFTEN

NORM VALUE

VALOR DE LA NORMA
VALEUR DE LA NORME
WERT GEMÄSS DER NORM

NORM VALUE

VALOR DE LA NORMA
VALEUR DE LA NORME
WERT GEMÄSS DER NORM

LENGTH AND WIDTH (ISO 10545-2)

LONGITUD Y ANCHURA
LONGUERUR ET LARGEUR / LÄNGE UND BREITE

+0.6% / - 0.3%

±0.6%

WEDGING (ISO 10545-2)

ORTOGONALIDAD / ORTHOGONALITÉ
RECHTWINKLIGKEIT

±0.3%

±0.6%

WARPAGE OF EDGES (ISO 10545-2)

RECTITUD DE LOS LADOS / RECTITUDE DES ARÊTES
KANTENGERADHEIT

±0.3%

±0.5%

THICKNESS (ISO 10545-2)

GROSOR / EPAISSEUR / DICKE

±10%

±5%

FLATNESS (ISO 10545-2)

PLANITUD DE LA SUPERFICIE / PLANITUDEÉ
EBENMÄSSIGKEIT DER OBERFLÄCHE

+0.8 mm / -0.2 mm

±0.5%

WATER ABSORPTION (ISO 10545-3)

ABSORCIÓN DE AGUA / ABSORPTION D'EAU
WASSERABSORPTION

> 10%

≤ 0.5%

FORCE OF BREAKAGE

FUERZA DE RÔTURA / FORCE DE RUPTURE

*Espesor < 7.5mm Min 200N
*Espesor ≥ 7.5 mm Min 600N

*Espesor < 7.5mm Min 700N
*Espesor ≥ 7.5 mm Min 1300N

THERMAL SHOCK (ISO 10545-9)

CHOQUE TÉRMICO / RESISTANCE AU CHOC THERMIQUE
TEMPERATURWECHSELBESTÄNDIGKEIT

Passes standard test
Pasa satisfactoriamente el ensayo
A validé le test standard
Hat den standartest bestanden

Passes standard test
Pasa satisfactoriamente el ensayo
A validé le test standard
Hat den standartest bestanden

RESISTANCE TO CRACKING (ISO 10545-11)

RESISTENCIA AL CUARTEO / RESISTANCE FENDAGE
RISSFESTIGKEIT

Passes standard test
Pasa satisfactoriamente el ensayo
A validé le test standard
Hat den standartest bestanden

Passes standard test
Pasa satisfactoriamente el ensayo
A validé le test standard
Hat den standartest bestanden

RESISTANCE TO STAINS (ISO 10545-14)

RESISTENCIA A LAS MANCHAS
RÉSISTANCES AUX TACHES / FLECKENMPFINDLICHKEIT

CLASS 3 MIN / MÍNIMO CLASE 4
CLASSE 3 MIN / MIN KLASSE 3

CLASS 3 MIN / MÍNIMO CLASE 4
CLASSE 3 MIN / MIN KLASSE 3

ACIDS BASES (ISO 10545-15)

ÁCIDOS Y BASES / ACIDE BASES / SÄUREN BASEN

By te manufacturer / indicado por el fabricante
Indiqué par le producteur / siehe angebe des herstellere

By te manufacturer / indicado por el fabricante
Indiqué par le producteur / siehe angebe des herstellere

RESIDENTIAL (SWIMMING POL) CHEMICALS (ISO 10545-13)

RESISTENCIA A LOS PRODUCTOS DE LIMPIEZA Y
REACTIVOS DE PISCINAS
PRODUITS DOMESTIQUES ET ADDITFS POUR PISCINES
HAUSHALTSHEMIKALIEN UND SCHWIMMBADZUSÄTZE

MÍNIMO CLASE GB-UB / CLASSE GB-UB MIN
CLASSE GB-UB MIN / MIN KLASSE GB-UB

MÍNIMO CLASE GB-UB / CLASSE GB-UB MIN
CLASSE GB-UB MIN / MIN KLASSE GB-UB

VILLA CERÁMICA SUMINISTRA PRODUCTOS QUE CUMPLEN LA NORMA EN 14411 E ISO 13006

The production of the colours is approximate. Villa Cerámica reserves the right to alter or amend the products here stated. Due to the difference in manufacturing of raw materials and firing process between floor tiles and wall tiles, Villa Cerámica cannot guarantee the same shade between those two products and will not accept any claims for shade differences between floor/wall combinations.

La reproducción de los colores es aproximada. Villa Cerámica se reserva el derecho de alterar o modificar los productos aquí relacionados. Debido a las diferencias en la producción de la materia prima y las temperaturas de cocción entre revestimientos y pavimentos, villa ceramica no puede garantizar el mismo tono entre revestimientos y pavimentos de la misma serie. Villa Cerámica no acepta reclamaciones de tonos entre combinaciones de revestimientos y pavimentos.

La reproduction des couleurs est approximative. Villa Cerámica se réserve le droit de changer ou de modifier les produits énumérés ici. En raison des différences de production des matières premières et des températures de cuisson entre le revetements de mur et sol, Villa Cerámica ne peut garantir la même nuance entre faïence et sol d'une même série.

Keronda World S.L.U.

Calle Camí de Ratils, 40.
12200 Onda (Castellón) Spain.
www.villaceramica.es

Ventas España
+34 622 259 654

Exports sales.
+34 669 476 551

Loading. Cargas
+34 644 204 868 · cargas@villaceramica.es

Orders. Pedidos
sales@villaceramica.es

Contact. Contacto
villaceramica@villaceramica.es